




● Chambray Shirt 79



● Hudson Shirt 75




● Tradie Shirt 81



● Bristol Shirt 86



● Memphis Shirt 89



● Metro Womens Shirt 94



● Bondi Shirt 101



NEW

● Dalton Shirt 96



● Micro Check Shirt 100



● Nitro Shirt 105

SHIRTS



● Luxe Shirt 77



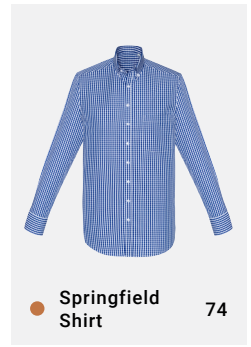
● Noah Shirt 76



● Regent Shirt 78



● Rugged Cooling Shirt 80



● Springfield Shirt 74



● Camden Shirt 88



● Charlie Shirt 92



● Conran Shirt 87



● Ellison Shirt 91



● Jagger Shirt 83




● Monaco Shirt 84



● Newport Shirt 90



● Soul Shirt 82



● Ambassador Shirt 98



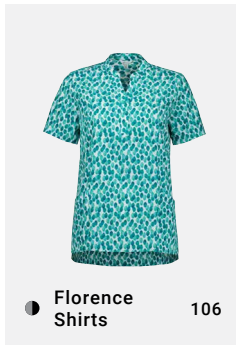
● Base Shirt 102



● Edge Shirt 99



● Euro Shirt 97



● Florence Shirts 106



● Harper Shirt 103



● Metro Mens Shirt 95



● Outdoor Shirt 104



● Oasis Shirt 107

● 100% COTTON

● COTTON-RICH

● POLYESTER-RICH

● BIZ COMFORT COOL™

SHIRTS

TOPS

SEPARATES

KNITWEAR

CASUALWEAR

ACTIVWEAR

JACKETS

HOSPITALITY

HEALTH



SPRINGFIELD SHIRT



MADE WITH COTTON



EASY CARE

Premium yarn-dyed layered check design sets this apart from the classic plaid. Breathable and lightweight making it perfect for warmer climates.

- 43420 MENS LS
- 43422 MENS SS
- 43411 WOMENS 3/4
- 43412 WOMENS SS

FABRIC 100% Cotton • Yarn-dyed Check • Easy-care Finish

FEATURES Breathable and lightweight • Inverted back pleat tucks • Mens style features left front pocket • Womens style features open neck 'Y' front design

MENS CLASSIC FIT



43420, 43422 MENS	XS	S	M	L	XL	2XL	3XL	4XL	5XL
GARMENT ½ CHEST (CM)	52	54.5	57	59.5	63	66.5	70.5	74.5	78.5
TO FIT NECK (CM)	37	39	41	43	45	47	49	51	53

WOMENS SEMI-FITTED

43411, 43412 WOMENS	4	6	8	10	12	14	16	18	20	22	24	26
GARMENT ½ CHEST (CM)	44.3	45.5	48	50.5	53	55.5	58	61.5	64	66.5	69	71.5



FRENCH NAVY



SHIRTS

TOPS

SEPARATES

KNITWEAR

CASUALWEAR

ACTIVWEAR

JACKETS

HOSPITALITY

HEALTH

HUDSON SHIRT



MADE WITH COTTON

A wardrobe classic, redefined with a relaxed silhouette and minimal detailing. Constructed from 100% cotton yarn-dyed dobby fabric.

- 40320 MENS LS
- 40322 MENS SS
- 40310 WOMENS LS
- 40311 WOMENS 3/4

FABRIC 100% Yarn-dyed Dobby Cotton

FEATURES Breathable and lightweight • Contrast fabric inside cuff • Tonal contrast button stitch and hole • Inverted pleat in back yoke for comfort • Womens style features semi-fitted open neck 'Y' front design

MENS CLASSIC FIT

40320, 40322 MENS	XS	S	M	L	XL	2XL	3XL	4XL	5XL
GARMENT ½ CHEST (CM)	53	55	57	59	63	66	70	74	78
TO FIT NECK (CM)	36	38	40	42	44	46	48	50	52

WOMENS SEMI-FITTED

40310, 40311 WOMENS	4	6	8	10	12	14	16	18	20	22	24	26
GARMENT ½ CHEST (CM)	44.3	45.5	48	50.5	53	55.5	58	61.5	64	66.5	69	71.5



PATRIOT BLUE



WHITE



NOAH SHIRT



MADE WITH COTTON



EASY CARE

Whether for work or casual dressing, Noah is the perfect shirt. Luxurious 100% cotton, with easy-care finish. Pair with chinos or jeans for a smart casual look, or a suit and tie for extra sophistication.

RS070ML MENS LS

FABRIC 100% Cotton • Yarn-dyed Check • Easy-care Finish

FEATURES Breathable and lightweight • Curved hem • Loose pocket included

CLASSIC FIT

RS070ML MENS	XS	S	M	L	XL	2XL	3XL	4XL	5XL
GARMENT ½ CHEST (CM)	52	54.5	57	59.5	63.5	67.5	71.5	75.5	79.5
TO FIT NECK (CM)	38	40	42	44	46	48	50	52	54



STORM
BLUE/
WHITE




WHITE/
STORM
BLUE



BLACK/
WHITE



WHITE/
BLUE



LUXE SHIRT



MADE WITH COTTON

Beautiful and sophisticated, this 100% cotton classic business shirt has a quality herringbone weave cloth and an advanced wrinkle resistant treatment for easy ironing.

- S10210 MENS LS
- S118LL WOMENS LS
- S10221 WOMENS 3/4

FABRIC 100% Cotton • Mini Herringbone • Easy-iron, Wrinkle Resistant Treated Fabric

FEATURES Mens style features alternative cuff openings for cuff links • Twin back shoulder pleats • Womens style features cuff detail with buttons, waist and bust darts



BLUE



WHITE

MENS CLASSIC FIT

S10210 MENS	S	M	L	XL	2XL	3XL	4XL	5XL
GARMENT ½ CHEST (CM)	55	57	59	63	66	70	74	78
TO FIT NECK (CM)	38	40	42	44	46	48	50	52

WOMENS SEMI-FITTED

S118LL, S10221 WOMENS	6	8	10	12	14	16	18	20	22	24
GARMENT ½ CHEST (CM)	46	48.5	51	53.5	56	58.5	61	63.5	66	68.5



REGENT SHIRT



MADE WITH COTTON



EASY CARE



WRINKLE RESISTANT

We've modernised the 100% cotton business shirt with a neat collar, subtle herringbone weave, and wrinkle-resistant fabric.

S912ML MENS LS

S912LL WOMENS LS

S912LT WOMENS 3/4

FABRIC 100% Premium Cotton
 • Yarn-dyed Subtle Herringbone
 • Wrinkle Resistant

FEATURES Mens style features modern collar, chest pocket, twin back pleats • Mens Long Sleeve features adjustable cuff
 • Womens style features bust darts, waist shaping and neatly finished placket • Can be worn tucked in or out

MENS CLASSIC FIT

S912ML MENS	XS	S	M	L	XL	2XL	3XL	4XL	5XL
GARMENT ½ CHEST (CM)	50.5	53	55.5	58	60.5	63	67	71	75
TO FIT NECK (CM)	36	38	40	42	44	46	48	50	52

WOMENS SEMI-FITTED


S912LL, S912LT WOMENS	6	8	10	12	14	16	18	20	22	24
GARMENT ½ CHEST (CM)	46	48.5	51	53.5	56	58.5	62	64.5	67	69.5



WHITE



BLUE



SHIRTS

TOPS

SEPARATES

KNITWEAR

CASUALWEAR

ACTIVWEAR

JACKETS

HOSPITALITY

HEALTH

CHAMBRAY SHIRT



MADE WITH COTTON



WRINKLE RESISTANT

A long standing favourite, this 100% cotton traditional chambray work shirt features chest pockets and twin-needle stitching. Wrinkle resistant fabric treatment delivers excellent easy-care performance.

SH112 MENS LS
SH113 MENS SS

LB6201 WOMENS LS
LB6200 WOMENS SS

FABRIC 100% Cotton • Yarn-dyed with Wrinkle Free Treatment • UPF 30+


FEATURES Easy-iron • Mens style features a traditional fit with centre back box pleat, button down collar, twin stitched and chest pocket with tortoise shell buttons • Womens style features a relaxed fit with straight hem, side splits and chest pocket

EASY FIT

	XS	S	M	L	XL	2XL	3XL	4XL	5XL
SH112, SH113 MENS									
GARMENT ½ CHEST (CM)	53	56	59	62.5	66	69.5	74	79	83
TO FIT NECK (CM)	36	38	40	42	44	46	48	50	52
LB6201, LB6200 WOMENS									
GARMENT ½ CHEST (CM)	50	52	54	56	58	60	62	64	66



CHAMBRAY
BLUE



RUGGED COOLING SHIRT

Unique square weave fabric and venting allow increased air flow to cool you down while the rip-stop construction gives this lightweight fabric more tear strength.



MADE WITH COTTON



RUGGED COOLING



BREATHABLE



LIGHTWEIGHT

ZW400 MENS LS

ZW405 MENS SS

FABRIC 100% Square Weave Cotton Ripstop • 145 GSM

FEATURES Mesh venting to increase breathability in the under arm, upper back and back side seam • Mechanical stretch to give you more freedom of movement • Two chest pockets with pen partition • Arm pocket • Roll-up sleeve tab

RELAXED FIT

ZW400. ZW405 MENS	XXS	XS	S	M	L	XL	2XL	3XL	4XL	5XL	7XL
GARMENT ½ CHEST (CM)	47.5	50	52.5	55.5	59	62.5	66	70.5	75.5	79.5	88.5



NAVY




BLACK



CHARCOAL



KHAKI



TRADIE SHIRT

Durable, lightweight cotton twill shirt that will keep you cool in the hottest working environments.



MADE WITH COTTON



LIGHTWEIGHT

ZW121 MENS LS
ZW120 MENS SS
ZWL121 WOMENS LS
ZWL120 WOMENS SS

FABRIC 100% Cotton Twill • 145 GSM
• UPF 50+

FEATURES Triple stitched seams
• Three large chest pockets with pen partition • Mobile phone pocket
• Underarm vent eyelets • Extended curve back • Centre back yoke pleat

MENS CLASSIC FIT

ZW121, ZW120 MENS	S	M	L	XL	2XL	3XL	4XL	5XL	7XL
GARMENT ½ CHEST (CM)	52.5	55.5	59	62.5	66	70.5	75.5	79.5	88.5

WOMENS SEMI-FITTED

ZWL121, ZWL120 WOMENS	8	10	12	14	16	18	20	22	24
GARMENT ½ CHEST (CM)	49	51.5	54	56.5	59	61.5	64	66.5	69



BLACK



GREY



BLUE



SAND



SOUL SHIRT



MADE WITH COTTON



BIZ ECO™

Update your shirting with an on-trend, relaxed fit and easy finish. Garment washed for a tastefully casual look, authentic lived-in feel and soft touch.

S421ML MENS LS
S421LL WOMENS LS

FABRIC 60% Cotton, 40% Recycled Polyester • Yarn-dyed Micro-check
• 120 GSM • UPF 15+

FEATURES Garment washed for softer hand feel and relaxed look
• Button down collar • Dress placket and adjustable cuffs • Centre back box pleat for ease of movement
• Curved hem with inserts, can be worn tucked or untucked • Mens style features left front pocket



NAVY



OLIVE



RUST



GREY

MENS CLASSIC FIT

S421ML MENS	XS	S	M	L	XL	2XL	3XL	4XL	5XL
GARMENT ½ CHEST (CM)	52	54.5	57	59.5	63.5	67.5	71.5	75.5	79.5
TO FIT NECK (CM)	36	36	40	42	44	46	48	50	52

WOMENS SEMI-FITTED

S421LL WOMENS	6	8	10	12	14	16	18	20	22	24
GARMENT ½ CHEST (CM)	46	48.5	51	53.5	56	58.5	62	64.5	67	69.5

This garment is made from 40% recycled polyester resulting in the equivalent of 8 plastic bottles being diverted from landfill for Mens Shirt, and 6.5 bottles diverted for Womens Shirt.



JAGGER SHIRT



MADE WITH COTTON



WRINKLE RESISTANT

Crafted from a cotton-rich fabric, this refined mini-houndstooth offers breathable comfort with easy-care performance—perfect for elevating workplace style.

S910ML MENS LS
S910LT WOMENS 3/4

FABRIC 60% Cotton, 40% Polyester

- Yarn-dyed Micro Houndstooth
- Easy-care, advanced performance fabric finish for better wrinkle resistance

FEATURES Mens style features modern collar, chest pocket, twin back pleats and adjustable cuff on Long Sleeve • Womens style features bust darts, waist shaping and neatly finished placket • Can be worn tucked in or out

MENS CLASSIC FIT

S910ML MENS	XS	S	M	L	XL	2XL	3XL	4XL	5XL
GARMENT ½ CHEST (CM)	50.5	53	55.5	58	60.5	63	67	71	75
TO FIT NECK (CM)	36	38	40	42	44	46	48	50	52

WOMENS SEMI-FITTED

S910LT WOMENS	6	8	10	12	14	16	18	20	22	24
GARMENT ½ CHEST (CM)	46	48.5	51	53.5	56	58.5	62	64.5	67	69.5



SILVER



FRENCH BLUE



MONACO SHIRT



MADE WITH COTTON



STRETCH

Taking its cue from European shirt trends for design details, the Monaco provides extra flair to a classic all-rounder shirt. Made with stretch cotton blend fabric, this is our most versatile shirt yet.

- S770ML** MENS LS
- S770MS** MENS SS
- S770LL** WOMENS LS
- S770LS** WOMENS SS
- S770LT** WOMENS 3/4

FABRIC 68% Cotton, 28% Polyester, 4% Elastane • Built in Stretch • UPF 30+

FEATURES Mens style features modern collar, chest pocket, twin back pleats and adjustable cuff, curved hem – can be worn in or out • Womens style features french style Y-neckline and turn up cuff design, with waist and bust darts, longer length with curved hem – can be worn in or out

MENS CLASSIC FIT									
S770ML, S770MS MENS	XS	S	M	L	XL	2XL	3XL	4XL	5XL
GARMENT ½ CHEST (CM)	52.5	55	57.5	60	63	66	70	74	78
TO FIT NECK (CM)	36	38	40	42	44	46	48	50	52

WOMENS SEMI-FITTED						
S770LL, S770LT, S770LS WOMENS	6	8	10	12	14	16
GARMENT ½ CHEST (CM)	45.5	48	50.5	53	55.5	58
	18	20	22	24	26	
GARMENT ½ CHEST (CM)	61.5	64	66.5	69	71.5	



BLACK



WHITE



INK



PLATINUM



ELECTRIC BLUE





BRISTOL SHIRT



MADE WITH COTTON



STRETCH



WRINKLE RESISTANT

Versatile and sophisticated, the Bristol check shirt is a wardrobe staple for any business attire. Yarn-dyed, easy-iron stretch cotton cloth with a silk-protein finish for all day comfort.

S338ML MENS LS CLASSIC

Our classic fit is cut for a relaxed look that's sharp yet comfortable. It has extra room in the chest, arms and waist that is ideal for most body types.

S339ML MENS LS TAILORED

Cut for a look that's lean yet comfortable, our tailored fit shirt is contoured through the torso with a neat shoulder and slim cut arms. Ideal for slim and athletic body types.

S338LT WOMENS 3/4

Designed to follow a curved shape with a comfortable not too tight, not too loose fit to suit majority of body types. A practical longer length for added coverage during movement.

MENS CLASSIC FIT

S338ML MENS	S	M	L	XL
GARMENT ½ CHEST (CM)	54.5	57	59.5	63.5
TO FIT NECK (CM)	38	40	42	44
	2XL	3XL	4XL	5XL
GARMENT ½ CHEST (CM)	67.5	71.5	75.5	79.5
TO FIT NECK (CM)	46	48	50	52

MENS TAILORED FIT

S339ML MENS	XS	S	M	L
GARMENT ½ CHEST (CM)	49.5	52	54.5	57
TO FIT NECK (CM)	36	38	40	42
	XL	2XL	3XL	
GARMENT ½ CHEST (CM)	61	65	69	
TO FIT NECK (CM)	44	46	48	

WOMENS SEMI FITTED


S338LT WOMENS	6	8	10	12	14
GARMENT ½ CHEST (CM)	46	48.5	51	53.5	56
	16	18	20	22	24
GARMENT ½ CHEST (CM)	58.5	62	64.5	67	69.5

FABRIC 72% Cotton, 25% Polyester, 3% Elastane • Cotton-rich Stretch • UPF 50+

FEATURES Wrinkle resistant treatment for easy-care comfort • Yarn-dyed classic grid check pattern • Mens available in classic or tailored fit • Womens semi-fitted is gently shaped • Longer length for added coverage • Mens tailored fit includes loose pocket



WHITE/NAVY



CONRAN SHIRT



MADE WITH COTTON



STRETCH



WRINKLE RESISTANT

A classic Bengal stripe business shirt is always on point due to its ability to be both informal and formal. Yarn-dyed stretch cotton delivers comfort and confidence to perform at your best.

S336ML MENS LS CLASSIC

Our classic fit is cut for a relaxed look that's sharp yet comfortable. It has extra room in the chest, arms and waist that is ideal for most body types.

S337ML MENS LS TAILORED

Cut for a look that's lean yet comfortable, our tailored fit shirt is contoured through the torso with a neat shoulder and slim cut arms. Ideal for slim and athletic body types.

S336LT WOMENS 3/4

Designed to follow a curved shape with a comfortable not too tight, not too loose fit to suit majority of body types. A practical longer length for added coverage during movement.

MENS CLASSIC FIT

S336ML MENS	S	M	L	XL
GARMENT ½ CHEST (CM)	54.5	57	59.5	63.5
TO FIT NECK (CM)	38	40	42	44
	2XL	3XL	4XL	5XL
GARMENT ½ CHEST (CM)	67.5	71.5	75.5	79.5
TO FIT NECK (CM)	46	48	50	52

MENS TAILORED FIT

S337ML MENS	XS	S	M	L
GARMENT ½ CHEST (CM)	49.5	52	54.5	57
TO FIT NECK (CM)	36	38	40	42
	XL	2XL	3XL	
GARMENT ½ CHEST (CM)	61	65	69	
TO FIT NECK (CM)	44	46	48	

WOMENS SEMI FITTED

S336LT WOMENS	6	8	10	12	14
GARMENT ½ CHEST (CM)	46	48.5	51	53.5	56
	16	18	20	22	24
GARMENT ½ CHEST (CM)	58.5	62	64.5	67	69.5

FABRIC 72% Cotton, 25% Polyester, 3% Elastane • Cotton-rich Stretch
• Silk-protein Finish

FEATURES Wrinkle resistant treatment for easy-care comfort • Yarn-dyed Bengal stripe pattern • Mens available in classic or tailored fit • Womens fit is gently shaped • Longer length for added coverage • Mens tailored includes loose pocket



FRENCH BLUE/WHITE



SLATE/WHITE



STYLE TIP

Coordinates with City Polo P52

MEMPHIS SHIRT



MADE WITH COTTON



EASY IRON

Garment washed for soft cotton comfort, this shirt has a relaxed 'goes-with-everything' vibe. Effortless and easy-care, the pre-shrunk oxford weave fabric resists creasing and requires minimal ironing. Perfect for a casual yet professional appearance.

S127ML MENS LS
S127LL WOMENS LS

FABRIC 60% Cotton, 40% Polyester
• Pre-shrunk Plain Oxford Weave

FEATURES Garment washed for added softness and easy minimal ironing
• Mens style features modern button-down collar, back box pleat and adjustable cuff, includes loose pocket
• Womens style features semi-fitted silhouette, with shirt tail hem and back box pleat
• Can be worn tucked in or out

MENS CLASSIC FIT

S127ML MENS	XS	S	M	L	XL	2XL	3XL	4XL	5XL
GARMENT ½ CHEST (CM)	52	54.5	57	59.5	63.5	67.5	71.5	75.5	79.5
TO FIT NECK (CM)	36	38	40	42	44	46	48	50	52

WOMENS SEMI-FITTED

S127LL WOMENS	6	8	10	12	14	16
GARMENT ½ CHEST (CM)	46	48.5	51	53.5	56	58.5
	18	20	22	24	26	
GARMENT ½ CHEST (CM)	62	64.5	67	69.5	72	



BLACK



WHITE



GREY SMOKE



MINERAL BLUE



JASPER GREEN



CAMDEN SHIRT



MADE WITH COTTON



STRETCH

A timeless, contemporary fine cotton oxford weave shirt made with stretch elastane for exceptional wearability.

S016ML MENS LS
S016LL WOMENS LS

FABRIC 97% Cotton, 3% Elastane • Stretch Oxford Weave

FEATURES Mens style features modern button-down collar and adjustable cuff • No chest pocket, a loose pocket piece is included • Womens style features contemporary easy-fitting silhouette, longline with scooped hem and extended tail • Designed to be worn comfortably loose

MENS CLASSIC FIT

S016ML MENS	XS	S	M	L	XL	2XL	3XL	4XL	5XL
GARMENT ½ CHEST (CM)	52	54.5	57	59.5	63.5	67.5	71.5	75.5	79.5
TO FIT NECK (CM)	36	38	40	42	44	46	48	50	52

WOMENS EASY FIT

S016LL WOMENS	6	8	10	12	14	16	18	20	22	24	26
GARMENT ½ CHEST (CM)	48	50.5	53	55.5	58	60.5	64	66.5	69	71.5	74




BLACK



BLUE



WHITE



NEWPORT SHIRT



MADE WITH COTTON



STRETCH



EASY CARE

Yarn-dyed Gingham check in a cotton-rich fabric. Perfect for those after a premium breathable fabric, with the benefits of easy-care and stretch for comfort.

- 42520 MENS LS
- 42522 MENS SS
- 42511 WOMENS 3/4
- 42512 WOMENS SS

FABRIC 65% Cotton, 33% Polyester, 2% Elastane • Yarn-dyed Gingham Check

FEATURES Premium breathable fabric • Easy-care and stretch for comfort • Contrast stripe inside collar and cuff • Mens style features executive fit design with front pocket • Womens style features semi-fitted concealed front placket design

MENS CLASSIC FIT

42520, 42522 MENS	XS	S	M	L	XL	2XL	3XL	4XL	5XL
GARMENT ½ CHEST (CM)	53	55	57	59	63	66	70	74	78
TO FIT NECK (CM)	36.5	38.5	40.5	42.5	44.5	46.5	48.5	50.5	52.5

WOMENS SEMI-FITTED


42511, 42512 WOMENS	4	6	8	10	12	14
GARMENT ½ CHEST (CM)	44.3	45.5	48	50.5	53	55.5
	16	18	20	22	24	26
GARMENT ½ CHEST (CM)	58	61.5	64	66.5	69	71.5



FRENCH NAVY



PURPLE REIGN



ELLISON SHIRT



MADE WITH COTTON



EASY CARE

A professional business shirt with a small bold check for instant recognition. This yarn dyed woven gingham check adds next level design detail at the fabric level to enhance your corporate identity.

S716ML MENS LS
S716LT WOMENS 3/4

FABRIC 55% Cotton, 45% Polyester • Yarn-dyed Check • Easy-care • UPF 30+

FEATURES Mens style features modern collar, chest pocket, twin back pleats and adjustable cuff • Womens style features back shoulder pleats and waist darts • Curved hem – can be worn in or out



BLACK



FRENCH BLUE



BLUE



SILVER

MENS CLASSIC FIT

S716ML MENS	S	M	L	XL	2XL	3XL	4XL	5XL
GARMENT ½ CHEST (CM)	54.5	57	59.5	63.5	67.5	71.5	75.5	79.5
TO FIT NECK (CM)	38	40	42	44	46	48	50	52

WOMENS SEMI-FITTED

S716LT WOMENS	6	8	10	12	14	16	18	20	22	24
GARMENT ½ CHEST (CM)	45.5	48	50.5	53	55.5	58	60.5	63	65.5	68



CHARLIE SHIRT



MADE WITH COTTON



STRETCH

A range of smart casual shirts in modern styles, offered in slim and classic fits for men and a semi-fitted cut for women. Cotton-rich fabric with mechanical stretch provides cool, dry comfort. Key features include subtle modern detailing, self-colour stitching, and white buttons for men, with a concealed front placket and dart detailing for women.

- RS968ML MENS LS CLASSIC
- RS968MS MENS SS CLASSIC
- RS969ML MENS LS SLIM
- RS968LL WOMENS LS
- RS968LS WOMENS SS
- RS968LT WOMENS 3/4

FABRIC 60% Cotton, 40% Polyester
 • Mechanical Stretch • Chambray Weave

FEATURES French front shirt placket • Back pleats for comfort and movement • Curved hemline • Classic fit style features a straight fit through the body and chest pocket • Slim fit style features slightly tapered fit through the body, with loose pocket included



MENS CLASSIC FIT



RS968ML, RS968MS MENS	S	M	L	XL	2XL	3XL	4XL	5XL
GARMENT ½ CHEST (CM)	54.5	57	59.5	63.5	67.5	71.5	75.5	79.5
TO FIT NECK (CM)	40	42	44	46	48	50	52	54

MENS SLIM FIT

RS969ML MENS	XS	S	M	L	XL	2XL	3XL
GARMENT ½ CHEST (CM)	52	54.5	57	59.5	63.5	67.5	71.5
TO FIT NECK (CM)	38	40	42	44	46	48	50

WOMENS SEMI-FITTED

RS968LL, RS968LT, RS968LS WOMENS	4	6	8	10	12	14
GARMENT ½ CHEST (CM)	45.3	46.5	49	51.5	54	56.5
	16	18	20	22	24	26
GARMENT ½ CHEST (CM)	59	62.5	65	67.5	70	72.5



SHIRTS

TOPS

| SEPARATES

| KNITWEAR

| CASUALWEAR

| ACTIVWEAR

| JACKETS

| HOSPITALITY

| HEALTH



METRO SHIRT



MADE WITH COTTON



STRETCH

A perennial favourite, our womens Metro shirt features comfortable stretch cotton fabric and a flattering Y-shaped open neckline.

LB7300 WOMENS 3/4

LB7301 WOMENS SS

FABRIC 65% Cotton, 30% Polyester, 5% Elastane • UPF 50+

FEATURES Open neckline with slimline placket • Curved hemline • 3/4 Features cuffed sleeve

MODERN FIT

LB7300, LB7301 WOMENS	6	8	10	12	14	16	18	20	22	24	26
GARMENT ½ CHEST (CM)	46	48.5	51	54	56.5	59	61.5	64	66.5	69	72



BLACK



NAVY



CHARCOAL



MID BLUE



ROYAL



CHERRY



WHITE



METRO SHIRT



EASY CARE

A perennial favourite, our mens Metro shirt features a tailored fit, standard collar and easy-care poly-cotton blend poplin fabric.

SH714 MENS LS

SH715 MENS SS

FABRIC 65% Polyester, 35% Cotton Poplin • UPF 50+

FEATURES Modern style with tapered fit and curved hem • Standard collar • Left chest pocket

TAILORED FIT

SH714, SH715 MENS	S	M	L	XL	2XL	3XL	4XL	5XL
GARMENT ½ CHEST (CM)	55	57	59	63	66	70	74	78
TO FIT NECK (CM)	38	40	42	44	46	48	50	52



BLACK



NAVY



CHARCOAL



MID BLUE



ROYAL



WHITE



DALTON SHIRT



TEFLON® FABRIC PROTECTOR



EASY CARE

NEW

Introducing the essential Dalton Shirt – durable, lightweight, and Teflon™ coated for easy-care and stain resistance. Designed to be comfortable with a sleek finish.

S522ML MENS LS
S522LL WOMENS LS

FABRIC 65% Polyester
35% Cotton Twill • Easy-Care,
Teflon® Stain Release

FEATURES Mens features classic button-down collar shirt • Twin back shoulder pleats for ease of movement • adjustable two-button cuff • Longer length with curved hem • Womens features waist darts for added shape • Twin back shoulder pleats for ease of movement • Longer length with curved hem

MENS CLASSIC FIT

S522ML MENS	S	M	L	XL	2XL	3XL	4XL	5XL
GARMENT ½ CHEST (CM)	55	57	59	63	66	70	73.5	78
TO FIT NECK (CM)	38	40.5	42	44.5	45.5	48.5	49.5	52

WOMENS SEMI-FITTED

S522LL WOMENS	6	8	10	12	14	16	18	20	22	24	26
GARMENT ½ CHEST (CM)	45.5	48	50.5	53	55.5	58	60.5	63	65.5	68	70.5



BLACK NAVY WHITE



EURO SHIRT



EASY CARE

An affordable business shirt that's big on style and quality. Featuring a yarn dyed mini-stripe for a subtle point of difference that won't interfere with your logo. The easy-care poly-cotton blend fabric is a breeze to wash, easy to iron and feels great to wear.

- S812ML** MENS LS
- S812MS** MENS SS
- S812LL** WOMENS LS
- S812LT** WOMENS 3/4
- S812LS** WOMENS SS

FABRIC 65% Polyester, 35% Cotton
 • Yarn-dyed Fine Stripe • Easy-care
 • UPF 30+


FEATURES Mens style features modern collar, chest pocket, twin back pleats and adjustable cuff on Long Sleeve • Womens style features feminine gathered detail on shoulder and back yoke • Curved hem – can be worn in or out

MENS CLASSIC FIT	
S812ML, S812MS MENS	XS S M L XL 2XL 3XL 4XL 5XL
GARMENT ½ CHEST (CM)	52 54.5 57 59.5 63.5 67.5 71.5 75.5 79.5
TO FIT NECK (CM)	36 38 40 42 44 46 48 50 52

WOMENS SEMI-FITTED	
S812LL, S812LT, S812LS WOMENS	6 8 10 12 14 16 18 20 22 24 26
GARMENT ½ CHEST (CM)	45.5 48 50.5 53 55.5 58 60.5 63 65.5 68 70.5



BLUE



AMBASSADOR SHIRT



EASY IRON

Our traditional Ambassador business shirt features a subtle yarn dyed stripe. The long-lasting, wrinkle resistant cloth ensures excellent performance wash after wash.

- S29510 MENS LS
- S251MS MENS SS
- S29520 WOMENS LS
- S29521 WOMENS 3/4
- S29522 WOMENS SS

FABRIC 75% Polyester, 25% Cotton
 • Yarn-dyed Stripe • Easy-iron and Shrink Resistant • UPF 50+

FEATURES Mens style features twin back shoulder pleats, 2 button adjustable cuff and alternative openings for cuff links on Long Sleeve • Womens style features side panels with bust darts, 2 button collar and 2 vertical buttons on cuff • Womens 3/4 and Short Sleeve style features rounded cuff

MENS CLASSIC FIT

S29510, S251MS MENS	S	M	L	XL	2XL	3XL	4XL	5XL
GARMENT ½ CHEST (CM)	55	57	59	63	66	70	74	78
TO FIT NECK (CM)	38	40	42	44	46	48	50	52

WOMENS SEMI-FITTED


S29520, S29521, S29522 WOMENS	6	8	10	12	14	16	18	20	22	24
GARMENT ½ CHEST (CM)	45.5	48	50.5	53	55.5	58	60.5	63	65.5	68



BLUE



SILVER GREY



EDGE SHIRT



STRETCH

A sophisticated check pattern enlivens your workplace uniform and ensures your team stands out from the ordinary. Quality yarn-dyed check pattern ensures wear comfort as well as garment longevity.

S267ML MENS LS
S267LT WOMENS 3/4
S267LS WOMENS SS

FABRIC 55% Polyester, 45% Cotton • Yarn-dyed Check • Mechanical Stretch

FEATURES Mens style features contrast trim inside collar, placket and cuff, loose pocket included
 • Womens style features Y-line placket with unique fashion pleat detail, waist and bust darts

MENS CLASSIC FIT

S267ML MENS	S	M	L	XL	2XL	3XL	4XL	5XL
GARMENT ½ CHEST (CM)	55	57	59	63	66	70	74	78
TO FIT NECK (CM)	38	40	42	44	46	48	50	52

WOMENS SEMI-FITTED

S267LT, S267LS WOMENS	6	8	10	12	14	16	18	20	22	24	26
GARMENT ½ CHEST (CM)	45.5	48	50.5	53	55.5	58	61.5	64	66.5	69	71.5



BLACK



BLUE



MICRO CHECK SHIRT



MADE WITH COTTON

A traditional check shirt - the yarn dyed micro-check pattern is tonal in colour allowing for a variety of logos and branding.

- SH816 MENS LS
- SH817 MENS SS
- LB8200 WOMENS 3/4

FABRIC 50% Cotton, 50% Polyester
 • Yarn-dyed • Easy-iron

FEATURES Mens style features standard collar with left chest pocket in a traditional business shirt fit with twin back shoulder pleats • Womens style features buttons to collar with slimline placket and curved hem

MENS EASY FIT								
SH816, SH817 MENS	S	M	L	XL	2XL	3XL	4XL	5XL
GARMENT ½ CHEST (CM)	56	59	62.5	66	69.5	74	79	83
TO FIT NECK (CM)	38	40	42	44	46	48	50	52

WOMENS SEMI-FITTED									
LB8200 WOMENS	8	10	12	14	16	18	20	22	24
GARMENT ½ CHEST (CM)	48.5	51	54	56.5	59	61.5	64	66.5	69



NAVY



MID BLUE



SKY



BONGI SHIRT



EASY CARE

A versatile utility shirt with functional roll-up long sleeves and twin chest pockets. Reliable poly-cotton poplin fabric offers excellent value and wash n wear performance.

- S306ML** MENS LS
- S306MS** MENS SS
- S306LL** WOMENS LS
- S306LS** WOMENS SS

FABRIC 65% Polyester, 35% Cotton
Poplin • UPF 50+

FEATURES Twin chest pockets with stylish stitching and button detail • Long Sleeve styles feature roll-up sleeve function with button and inside tab • Curved hem - can be worn in or out • Mens style features twin back shoulder pleats

MENS CLASSIC FIT

S306ML, S306MS MENS	XS	S	M	L	XL	2XL	3XL	5XL
GARMENT ½ CHEST (CM)	53	55	57	60	63	66	70	78
TO FIT NECK (CM)	36	38	40	42	44	46	48	52

WOMENS SEMI-FITTED

S306LL, S306LS WOMENS	6	8	10	12	14	16	18	20	22	24
GARMENT ½ CHEST (CM)	45.5	48	50.5	53	55.5	58	60.5	63	65.5	68




CHARCOAL



BLACK



NAVY



BASE SHIRT



EASY CARE

An essential everyday work shirt in a reliable poplin fabric, offers excellent value and easy-care, easy-iron performance.

- S10510 MENS LS
- S10512 MENS SS
- S10521 WOMENS 3/4

FABRIC 65% Polyester,
35% Cotton Poplin

FEATURES Mens style features standard collar with left chest pocket • Womens style features buttons to collar



BLACK



WHITE



BLUE

MENS CLASSIC FIT

S10510, S10512 MENS	XS	S	M	L	XL	2XL	3XL	4XL	5XL
GARMENT ½ CHEST (CM)	53	55	57	59	63	66	70	74	78
TO FIT NECK (CM)	36	38	40	42	44	46	48	50	52

WOMENS SEMI-FITTED

S10521 WOMENS	6	8	10	12	14	16	18	20	22	24
GARMENT ½ CHEST (CM)	46	48.5	51	54	56.5	59	61.5	64	66.5	69



HARPER SHIRT



EASY CARE

A modern take on the traditional Prince of Wales check. Yarn-dyed woven cloth, and garment details such as button down collar and neat chest pocket creates an on-point uniform appearance.

S820ML MENS LS
S820LT WOMENS 3/4

FABRIC 65% Polyester, 35% Cotton

- Yarn-dyed Prince Of Wales Check
- Easy-care • UPF 30+

FEATURES Mens style features button-down collar and pocket, functional twin back pleats and adjustable cuff • Womens style features feminine waist and bust darts, slim collar and pocket • Curved hem – can be worn in or out

MENS CLASSIC FIT

S820ML MENS	XS	S	M	L	XL	2XL	3XL	4XL	5XL
GARMENT ½ CHEST (CM)	52	54.5	57	59.5	63.5	67.5	71.5	75.5	79.5
TO FIT NECK (CM)	36	38	40	42	44	46	48	50	52

WOMENS SEMI-FITTED

S820LT WOMENS	6	8	10	12	14	16	18	20	22	24
GARMENT ½ CHEST (CM)	45.5	48	50.5	53	55.5	58	61.5	64	66.5	69



INK/
SILVER



BLACK/
SILVER



OUTDOOR SHIRT



EASY CARE



LIGHTWEIGHT

The lightest work shirt, with large underarm mesh and upper back venting to keep you cool all day. Crinkle resistant fabric keeps this shirt looking professional when you're on the move.

- ZW460 MENS LS
- ZW465 MENS SS
- ZW760 WOMENS LS
- ZW765 WOMENS SS

FABRIC 100% Polyester Ripstop
• 100 GSM • Lightweight
Wrinkle Resistance

FEATURES Large underarm mesh and upper back venting to maximise air flow • Twin chest pockets with one mobile phone chest zip pocket • Roll-up tab sleeves • Contrast inside placket

MENS CLASSIC FIT

ZW460, ZW465 MENS	XXS	XS	S	M	L	XL	2XL	3XL	4XL	5XL	7XL
GARMENT ½ CHEST (CM)	48	50.5	53	55.5	58	62	66	70	74	81	88

WOMENS SEMI-FITTED

ZW760, ZW765 WOMENS	6	8	10	12	14	16	18	20	22	24
GARMENT ½ CHEST (CM)	49	51.5	54	56.5	59	61.5	62.2	67.7	70.2	72.7



BLUE



BLACK



NAVY



SAND



STONE



GREEN
(MENS SS, LS, AND
WOMENS LS ONLY)



STYLE TIP

Coordinates with the Nitro Polo P36 and Nitro Jacket P278

NITRO SHIRT

Durable, hardwearing and made to be noticed. The Nitro twill work shirt is a reliable choice for demanding workplaces. Bold contrast colours will ensure your team stand out from the crowd.

S10112 MENS SS

FABRIC 65% Polyester, 35% Cotton Twill • UPF 50+

FEATURES Contrast panels with piping detail and side splits • Concealed placket and jet pocket

CLASSIC FIT

S10112 MENS	S	M	L	XL	2XL	3XL	5XL
GARMENT ½ CHEST (CM)	54.5	57.5	61	64.5	68	72.5	80.5



NAVY/
GREY/
WHITE



BLACK/
RED/
WHITE



BLACK/
GREY/
WHITE



BLACK/
GREEN/
WHITE



BLACK/
ROYAL/
WHITE



BLACK/
ORANGE/
WHITE



FLORENCE SHIRT

NEW ADDITION

A perfect blend of style, comfort and function. The easy-care fabric is breathable, soft and lightweight; perfect for all climates.



STRETCH



EASY CARE



BREATHABLE

- CS951LT WOMENS 3/4 PLAIN
- CS947LS WOMENS SS PLAIN
- CS949LS WOMENS TUNIC PLAIN
- CS948LS WOMENS SS DAISY PRINT
- CS950LS WOMENS TUNIC DAISY PRINT
- CS450LS WOMENS TUNIC STARDUST PRINT **NEW**

FABRIC 94% Polyester, 6% Elastane

FEATURES Easy-care fabric is breathable, soft and lightweight
 • Longer hem lengths • Side splits and pockets • 3/4 Sleeve and Short Sleeve style features hidden bust button

EASY FIT

CS951LT, CS947LS, CS948LS WOMENS	4	6	8	10	12	14	16	18	20	22	24	26	28	30
GARMENT ½ CHEST (CM)	44.7	46	48.5	51	53.5	56	58.5	63.5	66	68.5	71	73.5	76	78.5
CS949LS, CS950LS, CS450LS WOMENS	4	6	8	10	12	14	16	18	20	22	24	26	28	30
GARMENT ½ CHEST (CM)	46	48.5	51	53.5	56	58.5	61	66.5	69	71.5	74	76.5	79	81.5

PLAIN



NAVY



ELECTRIC BLUE



MID BLUE



CHERRY



PURPLE



BLACK



TEAL



CHARCOAL

DAISY PRINT



NAVY



ELECTRIC BLUE



TEAL



PURPLE

STARDUST PRINT




NAVY **NEW**



MID BLUE **NEW**



TEAL **NEW**



OASIS SHIRT



BIZ COMFORTCOOL™



EASY CARE



BREATHABLE

Our famous **BIZ COMFORTCOOL™** fabric offers performance plus. This linen-like cloth has been specially treated to provide superior beathability and moisture wicking ability keeping you cool and comfortable all day long, making it the perfect choice for demanding workplaces.

- SH3603 MENS SS
- LB3600 WOMENS 3/4
- LB3601 WOMENS SS
- S265LS WOMENS OVERBLOUSE

FABRIC BIZ COMFORTCOOL™ 100% Yarn-wicked Breathable Polyester • Easy-care Machine Wash and Wear • UPF 30+

FEATURES Mens style features standard collar with jet chest and pen pocket • Womens style features open neckline with slimline placket • Curved hem - can be worn in or out • Overblouse style features action-back pleats for ease of movement, longer length with side splits and chest pocket • Stardust print comes in tunic style.

OVERBLOUSE COLOURS Mid Blue, Grape, Teal, Electric Blue only



MENS CLASSIC FIT

SH3603 MENS	S	M	L	XL	2XL	3XL	5XL
GARMENT ½ CHEST (CM)	55	57	59	63	66	70	78

WOMENS SEMI-FITTED

LB3600, LB3601 WOMENS	6	8	10	12	14	16	18
GARMENT ½ CHEST (CM)	45.5	48	50	52.5	55	57.5	61
	20	22	24	26			
GARMENT ½ CHEST (CM)	65	67.5	70	74			

WOMENS EASY FIT

S265LS WOMENS	6	8	10	12	14	16	18
GARMENT ½ CHEST (CM)	46.5	49	51.5	54	56.5	59.5	62.5
	20	22	24	26	28	30	
GARMENT ½ CHEST (CM)	66	69	72	75	78	81	