


























# SEPARATES

 <p>Womens Longline Jacket 152</p>	 <p>Womens Mid-Length Jacket 152</p>	 <p>Womens Mid-Waist Slim Leg Pant 155</p>	 <p>Womens 7/8 Mid-Waist Slim Leg Pant 155</p>	 <p>Womens Adjustable Waist Pant 156</p>
 <p>Womens Longline Jacket 158</p>	 <p>Womens 7/8 Slim Leg Pant 160</p>	 <p>Womens Bandless Slim Pant 160</p>	 <p>Womens Adjustable Waist Pant 159</p>	 <p>Womens Midi Dress 162</p>
 <p>Womens Longline Jacket 164</p>	 <p>Womens Reverse Lapel Jacket 164</p>	 <p>Womens Mid Length Jacket 165</p>	 <p>Womens Slim Pant 166</p>	 <p>Womens Adjustable Waist Pant 166</p>
 <p>Womens Sleeveless Dress 171</p>	 <p>Womens Relaxed Skirt 172</p>	 <p>Womens Pencil Skirt 172</p>	 <p>Womens Maternity Skirt 173</p>	 <p>Womens Multi-Pleat Skirt 173</p>
 <p>Womens Mid Length Jacket 174</p>	 <p>Womens Adjustable Waist Pant 176</p>	 <p>Womens Relaxed Pant 176</p>	 <p>Womens Slim Pant 177</p>	 <p>Womens Short Sleeve Dress 179</p>

## BUSINESS SUITING































RENEW

SIENA

COOL STRETCH

WOOL STRETCH

BIZ SEPARATES

 <p>Womens Functional Pencil Skirt 156</p>	 <p>Womens Short Sleeve Dress 157</p>	 <p>Mens City Fit Jacket 153</p>	 <p>Mens Slim Fit Flat Front Pant 154</p>	 <p>Mens Adjustable Waist Pant 154</p>	 <p>Womens Mid Length Jacket 158</p>
 <p>Womens Front Pleat Skirt 162</p>	 <p>Womens Bandless Flared Skirt 163</p>	 <p>Womens Bandless Pencil Skirt 163</p>	 <p>Mens City Fit Jacket 159</p>	 <p>Mens Slim Pant 161</p>	 <p>Mens Adjustable Waist Pant 161</p>
 <p>Womens Tapered Leg Adjustable Waist Pant 167</p>	 <p>Womens Comfort Waist Pant 167</p>	 <p>Womens Relaxed Pant 168</p>	 <p>Womens Bandless Slim Pant 168</p>	 <p>Womens Maternity Pant 169</p>	 <p>Womens Short Sleeve Dress 171</p>
 <p>Mens Classic Jacket 165</p>	 <p>Mens Slim Pant 169</p>	 <p>Mens Flat Front Pant 170</p>	 <p>Mens Adjustable Waist Pant 170</p>	 <p>Womens Reverse Lapel Jacket 174</p>	 <p>Womens Longline Jacket 175</p>
 <p>Womens Sleeveless Dress 180</p>	 <p>Womens Relaxed Skirt 180</p>	 <p>Womens Multi-Pleat Skirt 181</p>	 <p>Mens Classic Jacket 175</p>	 <p>Mens Adjustable Waist Pant 178</p>	 <p>Mens Slim Pant 177</p>

## SMART CASUAL

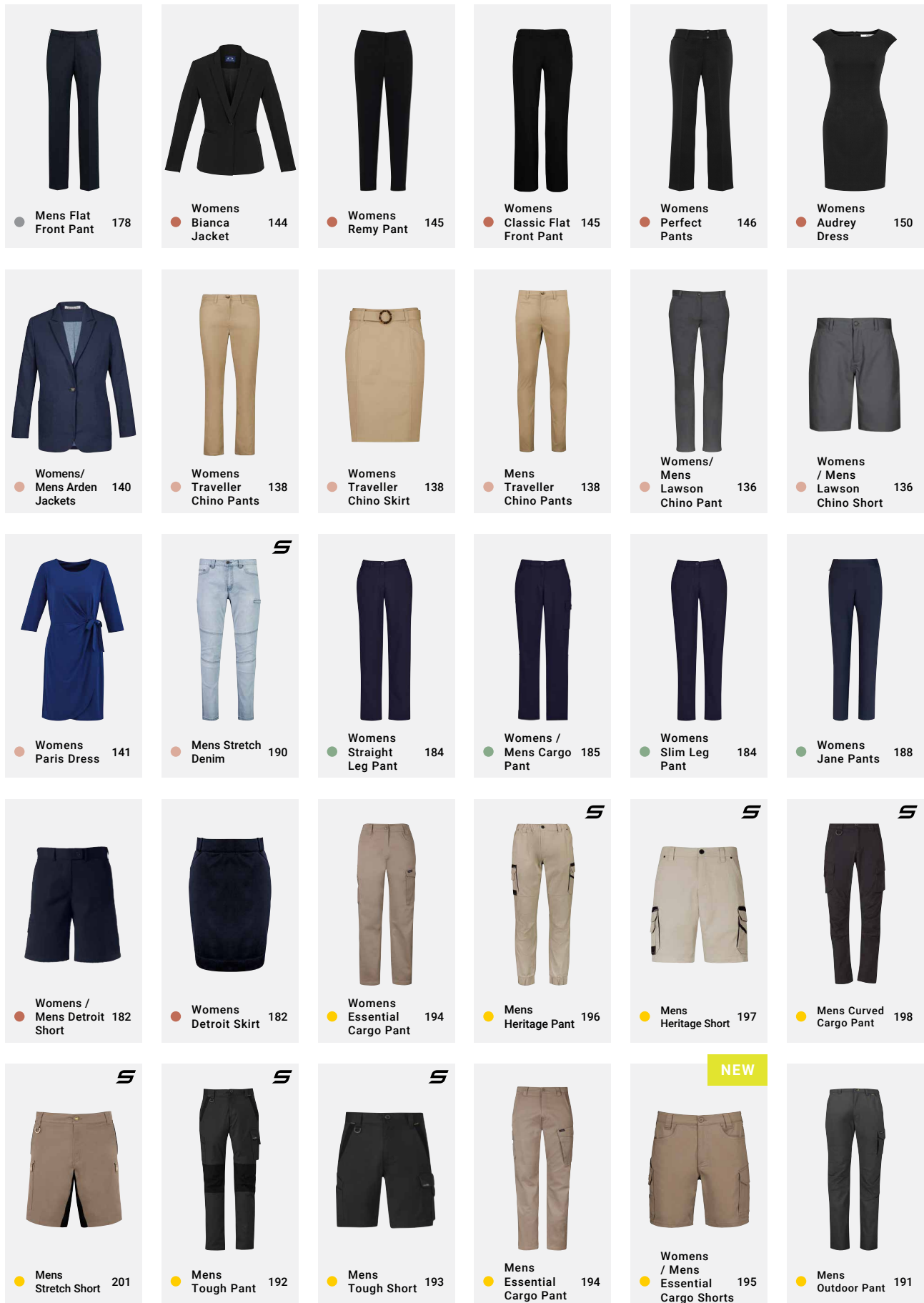
● SMART CASUAL

## FUNCTIONAL LOWERS

● BIZ CARE ● BIZ SEPARATES ● SYZMIK

## ACCESSORIES

● ACCESSORIES



#### BUSINESS SUITING

● RENEW

● SIENA

● COOL STRETCH

● WOOL STRETCH

● BIZ SEPARATES



● Womens  
Loren Skirt 150



● Womens  
Classic Skirts 151



● Mens  
Classic Jacket 144



● Mens  
Classic Slim Pant 148



● Mens  
Classic Flat Front Pant 149



● Mens  
Classic Single Pleat Pant 149



● Womens  
Lawson Chino Skirt 136



● Womens / Mens  
Venture Pant 132



● Womens  
Scuba Ponte 135



● Womens  
Bella Pant 134



● Womens  
Adele Dress 142



● Womens  
Chloe Dress 141



● Womens  
Skort 187



● Womens / Mens  
Cargo Short 186



● Womens  
Cargo Skirt 187



● Mens  
Flat Front Pant 185



● Womens  
Detroit Pant 182



● Mens  
Detroit Pant 182



● Mens  
Curved Cargo Short 198



● Mens  
Comfort Pant 199



● Mens  
Comfort Short 199



● Mens  
Summer Cargo Pant 200



● Mens  
Summer Cargo Short 200



● Mens  
Stretch Pant 201



● Mens  
Outdoor Short 191



● Mens  
Rugged Cooling Pant 202



● Mens  
Rugged Cooling Short 203



● Mens  
Rugged Cooling Short Short 203



● Belts 204



● Biz Care  
Hijab 205

#### SMART CASUAL

● SMART CASUAL

#### FUNCTIONAL LOWERS

● BIZ CARE ● BIZ SEPARATES ● SYZMIK

#### ACCESSORIES

● ACCESSORIES





# VENTURE PANT



BIZ ECO™



STRETCH

Prioritise comfort in our 4-way stretch trousers.  
Easy and functional these wrinkle-resistant pants are built for being on-the-go.

**BS423L** WOMENS

**BS423M** MENS

**FABRIC** 53% Elastomulltiester, 47% Recycled Polyester • 230 GSM • UPF 50+

**FEATURES** Tapered, 4-way stretch streamline fit • All-day comfort and freedom of movement  
• Functional shank button and fly with metal zip • Front slant pockets • Back welt pockets

## TAILORED FIT


BS423L WOMENS	6	8	10	12	14	16	18	20	22	24	26	
GARMENT ½ WAIST (CM)	32.5	35	37.5	40	42.5	45	48.5	51	53.5	56	58.5	
GARMENT ½ HIP (CM)	46.5	49	51.5	54	56.5	59	62.5	65	67.5	70	72.5	
BS423M MENS	72R	77R	82R	87R	92R	97R	102R	107R	112R	117R	122R	127R
GARMENT ½ WAIST (CM)	36.5	39	41.5	44	46.5	49	51.5	54	56.5	59	61.5	64



BLACK

This garment is made from 47% recycled polyester resulting in the equivalent of 13 plastic bottles being diverted from landfill for the Mens pant and 12 bottles diverted for the Womens pant .





## BELLA PANT



MADE WITH COTTON



STRETCH

A pull-on stretch pant that's comfortable from every angle! The Bella pant is the workplace appropriate upgrade from your favourite leggings. The cotton-blend stretch fabric feels great against the skin.

### BS125L WOMENS

**FABRIC** Cotton-rich Stretch 52% Cotton, 41% Viscose, 7% Elastane

**FEATURES** Wear your leggings to work and still look professional • Flat elastic pull-on comfort waistband • Sleek and flattering legging appearance • Back faux pockets for tailored style

#### SLIM FIT

BS125L WOMENS	XXS	XS	S	M	L	XL	2XL	3XL
GARMENT ½ WAIST STRETCHED (CM)	41.5	45	48.5	51	53.5	57.5	61.5	64
GARMENT ½ WAIST RELAXED (CM)	31.5	35	38.5	41	43.5	47.5	51.5	54
GARMENT ½ HIP (CM)	40.5	44	47.5	50	52.5	56.5	60.5	63



BLACK



NAVY





## SCUBA PONTE



BIZ ECO™



STRETCH

Made from a compact double knit stretch fabric that is soft against the skin.  
Our Scuba Ponte styles have been designed to seamlessly work with all suiting ranges.

**RGP304L** WOMENS PULL-ON PANT  
**RGP303L** WOMENS CORPORATE LEGGING

**FABRIC** 70% Viscose, 25% Recycled Polyester, 5% Elastane

**FEATURES** Compact knit fabric feels weightless and buttery-soft • Smooth matt finish fabric eliminates any fabric transparency • No hem allowance • No belt loops • Full length intended to sit at or below ankle • Pant style features a waistband designed to look like a corporate pant with mock fly front, a tapered straight leg, side seam pockets, and designed to sit as a mid-rise pant • Corporate leggings style features wide waistband with narrow elastic trim designed for comfort, no pockets, and designed to sit as a mid to high rise leggings, depending on your torso length



NAVY



BLACK

### SLIM FIT

RGP304L WOMENS	XXS	XS	S	M	L	XL	2XL	3XL
GARMENT ½ WAIST (CM)	27.5	30.5	33.5	36.5	39.5	42.5	46.5	49.5
GARMENT ½ HIP (CM)	43	46	49	52	55	58	62	65

### FITTED

RGP303L WOMENS	XXS	XS	S	M	L	XL	2XL
GARMENT ½ WAIST (CM)	27.5	30.5	33.5	36.5	39.5	42.5	46.5
GARMENT ½ HIP (CM)	35	38	41	44	47	50	54

This garment is made from 25% recycled polyester resulting in the equivalent of 8 plastic bottles being diverted from landfill for the Pull-on Pant, and 6 plastic bottles diverted for the Corporate Legging.



## LAWSON CHINO RANGE



MADE WITH COTTON



STRETCH

Our best-selling Lawson Chinos offer versatile options for casual workplace dressing. Chinos add a down-to-earth, approachable element to your uniform when paired with a smart shirt or polo. The range includes chinos, shorts, and an above-knee skirt, all of which can be dressed up or kept simple with a tee—ideal for any climate.

**BS724L** WOMENS PANT  
**BS724M** MENS PANT

**BS021L** WOMENS SHORT  
**BS021M** MENS SHORT

**BS022L** WOMENS SKIRT

**FABRIC** 98% Cotton, 2% Elastane • 250 GSM

**FEATURES** Garment washed for a soft lived-in feel • Comfortable modern mid-rise fit • Flat front • 2 Side angled pockets, 2 back welt pockets • Pant features tapered leg • Skirt is slightly A-line with back vent.

### TAILORED FIT

BS724M, BS021M MENS	72R	77R	82R	87R	92R	97R	102R	107R	112R	117R	122R	127R
GARMENT ½ WAIST (CM)	36	38.5	41	43.5	46	48.5	51	53.5	56	58.5	61	63.5
BS724L, BS021L WOMENS	6	8	10	12	14	16	18	20	22	24	26	
GARMENT ½ WAIST (CM)	37	39.5	42	44.5	47	49.5	53	55.5	58	60.5	63	
GARMENT ½ HIP (CM)	46	48.5	51	53.5	56	58.5	62	64.5	67	69.5	72	
BS022L WOMENS	6	8	10	12	14	16	18	20	22	24	26	
GARMENT ½ WAIST (CM)	36	38.5	41	43.5	46	48.5	52	54.5	57	59.5	62	
GARMENT ½ HIP (CM)	45	47.5	50	52.5	55	57.5	61	63.5	66	68.5	71	





SEPARATES

KNITWEAR | CASUALWEAR | ACTIVWEAR | JACKETS | HOSPITALITY | HEALTH





## TRAVELLER CHINO RANGE



MADE WITH  
COTTON



STRETCH



EASY  
CARE

Versatile chinos in a premium cotton chambray that can be paired back with any upper garment to create either a corporate, smart casual or weekend look.

**RGP263L** WOMENS PANT  
**RGS264L** WOMENS SKIRT

**FABRIC** Main 97% Cotton, 3% Elastane, Trims 100% Cotton Chambray • Machine Washable • Easy-care

**FEATURES** Pants feature metal fly zip with auto-lock • External back pocket tag • Mens pant features welt front fob pocket • 2 Patch pockets on back • Slant front side pockets, with contrast chambray lining • Modern style is roomier in the hip and thigh, straight cut through knees and calves, regular hem opening • Womens pant features mid-rise fit with tapered leg • Back darts, 2 patch pockets on back • Skirt features mid-waist pencil fit • Shaped 2 piece front and back waistband stops skirt riding up • 2 Front angle pockets • Back split • Detachable self-fabric belt with buckle

**RGP263M** MENS TAPERED PANT  
**RGP264M** MENS MODERN PANT

### MENS TAILORED FIT

RGP263M MENS	72	77	82	87	92	97	102	107	112	117	122	127
GARMENT ½ WAIST (CM)	36.5	39	41.5	44	46.5	49	51.5	54	56.5	59	61.5	64
GARMENT ½ THIGH (CM)	28.5	29.5	30.5	31.5	33	34.5	36	37.5	39	40.5	42	43.5
½ HEM OPENING (CM)	15	15.5	16	16.5	17.5	18.5	19.5	20.5	21.5	22.5	23.5	24.5

### MENS MODERN FIT

RGP264M MENS	72	77	82	87	92	97	102	107	112	117	122	127
GARMENT ½ WAIST (CM)	36.5	39	41.5	44	46.5	49	51.5	54	56.5	59	61.5	64
GARMENT ½ THIGH (CM)	29	30	31	32	33.5	35	36.5	38	39.5	41	42.5	44
½ HEM OPENING (CM)	16	16.5	17	17.5	18.5	19.5	20.5	21.5	22.5	23.5	24.5	25.5

### WOMENS REGULAR FIT

RGP263L, RGS264L WOMENS	4	6	8	10	12	14	16	18	20	22	24	26
GARMENT ½ WAIST (CM)	33.25	34.5	37	39.5	42	44.5	47	50.5	53	55.5	58	60.5
GARMENT ½ HIP (CM)	45.25	46.5	49	51.5	54	56.5	59	62.5	65	67.5	70	72.5



BLACK



NAVY



DESERT





SEPARATES

KNITWEAR

|

CASUALWEAR

|

ACTIVWEAR

|

JACKETS

|

HOSPITALITY

|

HEALTH



## ARDEN JACKET



MADE WITH COTTON

The Arden blazer for women and men presents a style for every situation. A lightweight longline linen-look blazer in a modern melange weave that can be dressed up or down.

**RBL068L WOMENS**

**RBL068M MENS**

**FABRIC** Main: 98% Cotton, 2% Elastane • Lining: 100% Cotton Body, 100% Polyester Sleeves • Body: Yarn-dyed Plain Weave Pre-shrunk Fabric

**FEATURES** Longer line • Melange weave with black and navy threads

- Slightly tailored fit through the waist • 1 Functional sleeve cuff button, allowing wearer to roll up sleeve • 2 Front patch pockets • Lightweight shoulder pads, for a softer fit on shoulders
- Womens style features 1 button front • Mens style features 2 button front

### SEMI-FITTED

RBL068L WOMENS	4	6	8	10	12	14	16	18	20	22	24	26
GARMENT ½ BUST (CM)	42.2	43.5	46	48.5	51	53.5	56	59.5	62	64.5	67	69.5
RBL068M MENS	87	92	97	102	107	112	117	122	127			
GARMENT ½ CHEST (CM)	46.5	49	51.5	54	56.5	59	61.5	64	66.5			



NAVY



BIZ COLLECTION

## CHLOE DRESS

Our chic Chloe shirt dress suits both office and off-duty, featuring pockets, a secret bust button, belt, and side splits.



BREATHABLE

### RD069L WOMENS

**FABRIC** 100% Polyester, with wicking for breathability

**FEATURES** Luxurious breezy georgette fabric with a subtle texture and soft drape • Added wicking to keep you cool and dry • Detachable belt • 2 Non-functional chest pockets (design detail only) • Side splits and back box pleat for ease of movement • Adjustable double button cuff • Hidden bust button reduces gaping

#### SEMI-FITTED

RD069L WOMENS	4	6	8	10	12	14	16	18	20
GARMENT ½ BUST (CM)	46.75	48	50.5	53	55.5	58	60.5	64	66.5



BLACK



NAVY

## PARIS DRESS

Meet the 5-minute Paris dress: fuss-free, comfy, flattering, with a pop-over style and faux wrap to define the waist.



STRETCH

### BS911L WOMENS

**FABRIC** 62% Viscose, 34% Polyester, 4% Elastane Ponte Roma Knit • Machine Washable • Crease Resistant • Easy-care

**FEATURES** Soft knitted jersey fabric hugs and holds in all the right places • Pop-over style with side tie • Faux wrap front designed to flatter a variety of shapes

#### SEMI-FITTED

BS911L WOMENS	XXS	XS	S	M	L	XL	2XL
GARMENT ½ BUST (CM)	40	43	46	49	52	55	58
GARMENT ½ WAIST (CM)	18.5	18.5	18.5	18.5	18.5	18.5	18.5
GARMENT ½ HIP (CM)	44.5	47.5	50.5	53.5	56.5	59.5	62.5



BLACK

FRENCH  
BLUE



## ADELE MIDI DRESS



BIZ ECO™



BREATHABLE

NEW

Elevate your wardrobe with the Adele Midi Dress for a refreshing, stylish look for the office. Designed to sit mid-calf, for a modern look. Style with long boots, heels or flats.

### R0571LS WOMENS

**FABRIC** 80% Recycled Polyester 17% Viscose 3% Elastane • Easy-care, wash and wear

**FEATURES** Detachable belt • Front button opening till waist. Placket stitched down from waist to hem • Side seam pockets • A-line silhouette • Matching detachable belt included • Modesty bust button • Relaxed fit

#### RELAXED FIT

R0571LS WOMENS	6	8	10	12	14	16	18	20	22	24	26
GARMENT ½ WAIST (CM)	45.5	48	50.5	53	55.5	58	61.5	64	66.5	69	71.5



BLACK

This garment is made from 80% recycled polyester resulting in the equivalent of 30 plastic bottles being diverted from landfill.





MODEL IS 176CM TALL  
AND WEARS SIZE 8

STOCK AVAILABLE MID-2025

[www.fashionbiz.com.au](http://www.fashionbiz.com.au)

143

SEPARATES

KNITWEAR | CASUALWEAR | ACTIVWEAR | JACKETS | HOSPITALITY | HEALTH



## BIANCA JACKET

The Bianca jacket, with 4-way stretch and a tuxedo lapel, pairs perfectly with our Perfect Pant range.



MACHINE WASHABLE



CREASE RESISTANT



STRETCH

### BS732L WOMENS

**FABRIC** 4-Way Stretch 62% Polyester, 34% Viscose, 4% Elastane • Machine Washable • Crease Resistant • Easy-care

**FEATURES** Fully lined with stretch lining for comfort  
• Single button style, notched tuxedo lapel, tailored pockets  
• Hidden internal lining zipper for embroidery access

#### SEMI-FITTED

BS732L WOMENS	4	6	8	10	12	14	16	18	20	22	24	26
GARMENT ½ BUST (CM)	39.5	42	44.5	47	49.5	52	54.5	58	60.5	63	65.5	68



BLACK



NAVY



## CLASSIC JACKET

This tailored, stylish 2-button jacket is machine-washable and pairs perfectly with our mens trousers.



MACHINE WASHABLE



EASY CARE



STRETCH

### BS722M MENS

**FABRIC** 65% Polyester, 35% Viscose • Machine Washable • Easy-care • Mechanical Stretch

**FEATURES** Contemporary 2-button tailored jacket with internal welt pocket • Hidden internal lining zipper for embroidery access

#### CLASSIC FIT

BS722M MENS	87	92	97	102	107	112	117	122	127	132	137	142
GARMENT ½ CHEST (CM)	47.5	50	52.5	55	57.5	60	62.5	65	67.5	70	72.5	75



BLACK



NAVY



## REMY PANT

On-trend slim leg pant in our best-selling 4-way stretch fabric.



MACHINE WASHABLE



CREASE RESISTANT



STRETCH

### BS909L WOMENS

**FABRIC** 4-Way Stretch 62% Polyester, 34% Viscose, 4% Elastane • Machine Washable • Crease Resistant

**FEATURES** Slim leg silhouette • Mid-rise, zip front with slimline waistband • No front pockets or belt loops for a sleek and flattering appearance • Added 5cm hem allowance for longer alteration

#### TAILORED FIT

BS909L WOMENS	4	6	8	10	12	14	16	18	20	22	24	26
GARMENT ½ WAIST (CM)	32.5	35	37.5	40	42.5	45	47.5	51	53.5	56	58.5	61
GARMENT ½ HIP (CM)	43	45.5	48	50.5	53	55.5	58	61.5	64	66.5	69	71.5



BLACK



NAVY



## CLASSIC FLAT FRONT PANT

Smart and simple, a straight leg that is always on-point.



MACHINE WASHABLE



EASY CARE



STRETCH

### BS29320 WOMENS

**FABRIC** 65% Polyester, 35% Viscose • Machine Washable • Easy-care • Mechanical Stretch

**FEATURES** Slightly lower waist fit with straight leg • Front welt pockets and single welt back hip pocket • Wider seams • 5cm Hem allowance for easy alterations

#### REGULAR FIT

BS29320 WOMENS	6	8	10	12	14	16	18	20	22	24	26
GARMENT ½ WAIST (CM)	36.5	39	41.5	44	46.5	49	52.5	55	57.5	60	62.5
GARMENT ½ HIP (CM)	48.5	49.5	52	54.5	57	59.5	63	65.5	68	70.5	73



BLACK



NAVY



CHARCOAL





## PERFECT PANT

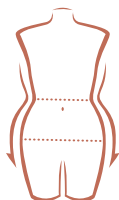


MACHINE WASHABLE



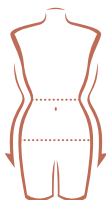
STRETCH

A work pant series available in three body fits. Designed to fit and flatter your unique shape!



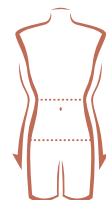
### EVE IS YOUR PERFECT PANT IF

- You often find pants gaping at the waist
- You need more room through the seat and thigh
- You want a flattering cut for your hourglass or pear shape



### STELLA IS YOUR PERFECT PANT IF

- Most pants fit well in the hip and thigh
- You want your pant to fit neatly across the rear with some room through the leg
- Your waist to hip ratio is generally proportionate



### KATE IS YOUR PERFECT PANT IF

- You find pants fit at the waist but are too loose at the hip
- You have a slimmer thigh
- You have a petite or slender build/frame

### BS508L EVE

EVE FIT					
BS508L EVE	10	12	14	16	18
GARMENT ½ WAIST (CM)	41	43.5	46	48.5	52
GARMENT ½ HIP (CM)	52	54.5	57	59.5	63
	20	22	24	26	
GARMENT ½ WAIST (CM)	54.5	57	59.5	62	
GARMENT ½ HIP (CM)	65.5	68	70.5	73	

### BS506L STELLA

STELLA FIT				
BS506L STELLA	8	10	12	14
GARMENT ½ WAIST (CM)	37.5	40	42.5	45
GARMENT ½ HIP (CM)	48	50.5	53	55.5
	16	18	20	
GARMENT ½ WAIST (CM)	47.5	51	53.5	
GARMENT ½ HIP (CM)	58	61.5	64	

### BS507L KATE

KATE FIT				
BS507L KATE	4	6	8	10
GARMENT ½ WAIST (CM)	31.5	34	36.5	39
GARMENT ½ HIP (CM)	41.5	44	46.5	49
	12	14	16	
GARMENT ½ WAIST (CM)	41.5	44	46.5	
GARMENT ½ HIP (CM)	51.5	54	56.5	

**FABRIC** 4-Way Stretch 62% Polyester, 34% Viscose, 4% Elastane

**FEATURES** Stretch fabric for maximum comfort and minimal creasing  
 • Midrise with a flattering wider waistband • Low profile front and back pockets • Classic straight leg shape



BLACK



NAVY





## CLASSIC SLIM PANT



EASY CARE



STRETCH

A classic slim cut business pant that delivers a contemporary fit through the hip and thigh with a narrower leg. This mid-rise pant sits just below the natural waist at its most comfortable point.

### BS720M MENS

**FABRIC** 65% Polyester, 35% Viscose • Easy-care • Mechanical Stretch

**FEATURES** Flat front • 2 Side pockets, 1 back welt pocket • Generous seams and 5cm hem allowance for longer length alteration

#### TAILORED FIT

BS720M MENS	72R	77R	82R	87R	92R	97R	102R
GARMENT ½ WAIST (CM)	36.5	39	41.5	44	46.5	49	51.5



BLACK



NAVY





## CLASSIC FLAT FRONT PANT

Simple and unfussy, our flat front pant has a streamlined look.



EASY CARE



STRETCH

### BS29210 MENS

**FABRIC** 65% Polyester, 35% Viscose • Easy-care  
• Mechanical Stretch

**FEATURES** Flat front • Front side pockets and 2 back hip pockets • Wider seams and 5cm hem allowance for easy alterations

#### TAILORED FIT

BS29210 MENS	72R	77R	82R	87R	92R	97R	102R	107R	112R	117R	122R	127R
GARMENT ½ WAIST (CM)	36	38.5	41	43.5	46	48.5	51	53.5	56	58.5	61	63.5



BLACK



NAVY



CHARCOAL



## CLASSIC SINGLE PLEAT PANT

Our single pleat pant is a modern take on a traditional pant.



EASY CARE



STRETCH

### BS29110 MENS

**FABRIC** 65% Polyester, 35% Viscose • Machine Washable  
• Easy-care • Mechanical Stretch

**FEATURES** Single pleat • Front side pockets and 2 back hip pockets • Wider seams and 5cm hem allowance for easy alterations

#### REGULAR FIT

BS29110 MENS	72R	77R	82R	87R	92R	97R	102R	107R	112R	117R	122R	127R
GARMENT ½ WAIST (CM)	36	38.5	41	43.5	46	48.5	51	53.5	56	58.5	61	63.5



BLACK



NAVY



CHARCOAL



## AUDREY DRESS

The perfect modern dress with a squared boat neck and extended cap sleeves for a quick, chic look.



MACHINE WASHABLE



CREASE RESISTANT



STRETCH

### BS730L WOMENS

**FABRIC** 4-Way Stretch 62% Polyester, 34% Viscose, 4% Elastane • Machine Washable • Crease Resistant • Easy-care

**FEATURES** Fully lined with stretch lining for comfort • Classic shift dress style with figure flattering angled seam detail • Reinforced centre back zip and skirt vent • Added 5cm hem allowance for longer alteration

#### SEMI-FITTED

BS730L WOMENS	4	6	8	10	12	14	16	18	20
GARMENT ½ BUST (CM)	40	42.5	45	47.5	50	52.5	55	58.5	62



BLACK



NAVY



## LOREN SKIRT

A modern streamlined silhouette and wide curved waistband that flatters without clinging.



MACHINE WASHABLE



EASY CARE



STRETCH

### BS734L WOMENS

**FABRIC** 4-Way Stretch 62% Polyester, 34% Viscose, 4% Elastane • Machine Washable, Crease Resistant, Easy-care Fabric

**FEATURES** Fully lined with stretch lining for superior comfort • Modern knee length style with belt loops • Reinforced centre back zip and skirt vent • Added 5cm hem allowance for longer alteration

#### REGULAR FIT

BS734L WOMENS	4	6	8	10	12	14	16	18	20	22	24	26
GARMENT ½ WAIST (CM)	32	34.5	37	39.5	42	44.5	47	50.5	53	55.5	58	60.5
GARMENT ½ HIP (CM)	44	46	48.5	51	53.5	56	58.5	62	64.5	67	69.5	72



BLACK



NAVY



## CLASSIC KNEE LENGTH SKIRT

A straight, knee length skirt that is elegant, versatile and an essential part of any career wardrobe.



EASY CARE



STRETCH

### BS128LS WOMENS

**FABRIC** 65% Polyester, 35% Viscose • Easy-care  
• Mechanical Stretch

**FEATURES** Knee length • Single back inverted pleat - reinforced with modesty panel • Curved waistband  
• 2 L-Shaped front pockets • Wider seams and 5cm hem allowance for easy alterations

#### REGULAR FIT

BS128LS WOMENS	6	8	10	12	14	16	18	20	22	24	26
GARMENT ½ WAIST (CM)	33.5	36	38.5	41	43.5	46	49.5	52	54.5	57	59.5
GARMENT ½ HIP (CM)	45.5	48	50.5	53	55.5	58	61.5	64	66.5	69	71.5



BLACK



NAVY



CHARCOAL



## CLASSIC BELOW KNEE SKIRT

A straight, sophisticated corporate skirt that falls below the knee for a streamlined professional appearance.



EASY CARE



STRETCH

### BS29323 WOMENS

**FABRIC** 65% Polyester, 35% Viscose • Easy-care  
• Mechanical Stretch

**FEATURES** Below knee length • Reinforced centre back split • Curved waistband • 2 Front welt pockets • Wider seams and 5cm hem allowance for easy alterations

#### REGULAR FIT

BS29323 WOMENS	6	8	10	12	14	16	18	20	22	24	26
GARMENT ½ WAIST (CM)	35.5	38	40.5	43	45.5	48	51.5	54	56.5	59	61.5
GARMENT ½ HIP (CM)	48	50.5	53	55.5	58	61.5	64	66.5	69	71.5	74



BLACK



NAVY



CHARCOAL



## DOUBLE BREASTED JACKET

This double-breasted longline jacket with angled jet pockets pairs effortlessly with jeans or matching lowers.



BIZ ECO™



STRETCH

MACHINE  
WASHABLE

NEW

### RJ400L WOMENS

**FABRIC** *Renew* 77% Recycled Polyester,  
20% Viscose, 3% Elastane • Lining: Stretch Polyester

**FEATURES** Relaxed longline fit • Double breasted closure at front • 2 Front jet pockets with flaps • Fully lined with internal pockets • Contrast lining inside sleeve • 1 Centre back vent • Internal zip for embroidery • Functional cuff buttons, allowing for rolled up sleeves • **Equivalent of 26 plastic bottles diverted from landfill**

#### EASY FIT

RJ400L WOMENS	4	6	8	10	12	14	16	18	20	22
GARMENT ½ BUST (CM)	42.3	43.5	46	48.5	51	53.5	56	59.5	62	64.5
GARMENT ½ WAIST (CM)	38.8	40	42.5	45	47.5	50	52.5	56	58.5	61

PENCIL  
BLACKNAVY  
DUSK

## SINGLE BUTTON JACKET

Our single-button mid-length jacket with tailored lapels pairs perfectly with the pencil skirt for a sharp, coordinated look.



BIZ ECO™



STRETCH

MACHINE  
WASHABLE

NEW

### RJ401L WOMENS

**FABRIC** *Renew* 77% Recycled Polyester,  
20% Viscose, 3% Elastane • Lining: Stretch Polyester

**FEATURES** Single button opening • 2 Front jet pockets with flaps • Front waist darts for tailored look • Fully lined with internal pockets • Contrast lining inside sleeve • Internal zip for embroidery • **Equivalent of 22 plastic bottles diverted from landfill**

#### SEMI-FITTED

RJ401L WOMENS	4	6	8	10	12	14	16	18	20	22	24	26	28	30
GARMENT ½ BUST (CM)	42.3	43.5	46	48.5	51	53.5	56	59.5	62	64.5	56	59.5	62	64.5
GARMENT ½ WAIST (CM)	38.8	40	42.5	45	47.5	50	52.5	56	58.5	61	52.5	56	58.5	61

PENCIL  
BLACKNAVY  
DUSK





## CITY FIT JACKET



BIZ ECO™



STRETCH

MACHINE  
WASHABLE

NEW

No suit piece speaks of sophistication quite like a tailored jacket. This classic two-button jacket, with its modern silhouette, is fully lined and features functional exterior and internal pockets. Pair it with matching suit pants for a razor-sharp look you'll love to wear to work.

### RJ401M MENS

**FABRIC** *Renew* 77% Recycled Polyester, 20% Viscose, 3% Elastane • Lining: Stretch Polyester

**FEATURES** City Fit – designed to provide some shape • 2 Button opening • 2 Front jet pockets with flaps • Center back vent • Fully lined with internal pockets and an action pleat inside to allow for movement • Contrast lining inside sleeve • Internal zip for embroidery • Cuff buttons are not functional

#### SEMI-FITTED

RJ401M MENS	87	92	97	102	107	112	117	122	127	132	137	142
GARMENT ½ CHEST (CM)	47.5	50	52.5	55	57.5	60	62.5	65	67.5	70	72.5	75

This garment is made from 77% recycled polyester resulting in the equivalent of 26 plastic bottles being diverted from landfill.

PENCIL  
BLACKNAVY  
DUSK



## SLIM PANT

These flat-front pants offer a slim fit and modern silhouette. Pair with a matching jacket for a fresh take on suiting.



BIZ ECO™



STRETCH

NEW

### RGP407M MENS

**FABRIC** **Renew** 77% Recycled Polyester, 20% Viscose, 3% Elastane

**FEATURES** Slim fit • Pressed creases • Two angled front side pockets • Zip closure with extended button tab • Six belt loops • Waistband with inbuilt internal shirt grips • 5cm hem allowance for easy alterations

- Equivalent of 19 plastic bottles diverted from landfill

#### SLIM FIT

RGP407M MENS	72R	77R	82R	87R	92R	97R	102R	107R	112R
GARMENT ½ WAIST (CM)	36	38.5	41	43.5	46	48.5	51	53.5	56
GARMENT IN LEG (CM)	77	77	77	77	77	77	77	77	77



PENCIL BLACK



NAVY DUSK

## ADJUSTABLE WAIST PANT

Secret stretch waist pants offer a sharp look and comfort, with a flat front and straight leg that suit all body types.



BIZ ECO™



STRETCH

NEW

### RGP408M MENS

**FABRIC** **Renew** 77% Recycled Polyester, 20% Viscose, 3% Elastane

**FEATURES** Flat-front • Pressed creases • 2 angled front side pockets • Hidden secret stretch waist • 6 belt loops • Internal shirt grips • 5cm hem allowance

- Equivalent of 20 plastic bottles diverted from landfill

#### REGULAR FIT

RGP408M MENS	72R	77R	82R	87R	92R	97R	102R	107R	112R	117R	122R	127R
GARMENT ½ WAIST (CM)	36.5	39	41.5	44	46.5	49	51.5	54	56.5	59	61.5	64
½ WAIST STRETCHED	40	42.5	45	47.5	50	52.5	55	57.5	60	62.5	65	67.5
GARMENT IN LEG (CM)	82	82	82	82	82	82	82	82	82	82	82	82



PENCIL BLACK



NAVY DUSK





## SLIM LEG PANT

You'll love these mid-rise pants with a slim leg, blending sharp style and off-duty comfort.



BIZ ECO™



STRETCH

NEW

### RGP405L WOMENS

**FABRIC** **Renew** 77% Recycled Polyester, 20% Viscose, 3% Elastane

**FEATURES** Designed to sit mid waist • Full length  
• Two inseam pockets, eliminate any gaping • Two functional jet pockets on back • 5cm hem allowance  
• Zip fly with hook and eye closures • **Equivalent of 19 plastic bottles diverted from landfill**

#### TAILORED FIT

RGP405L WOMENS	4	6	8	10	12	14	16	18	20	22
GARMENT ½ WAIST (CM)	32.3	33.5	36	38.5	41	43.5	46	49.5	52	54.5
GARMENT ½ HIP (CM)	47.2	48.4	50.9	53.4	55.9	58.4	60.9	64.4	66.9	69.4

PENCIL  
BLACKNAVY  
DUSK

## 7/8 SLIM LEG PANT

You'll love these mid-rise, 7/8 length pants with a slim leg. They offer a sharp look and off-duty comfort.



BIZ ECO™



STRETCH

NEW

### RGP406L WOMENS

**FABRIC** **Renew** 77% Recycled Polyester, 20% Viscose, 3% Elastane

**FEATURES** Designed to sit mid waist • 7/8 length with hem side splits • Two inseam pockets, eliminate any gaping • Two functional jet pockets on back  
• Zip fly, with hook and eye closures • No hem allowance  
• **Equivalent of 18 plastic bottles diverted from landfill**

#### TAILORED FIT

RGP406L WOMENS	4	6	8	10	12	14	16	18	20	22
GARMENT ½ WAIST (CM)	32.3	33.5	36	38.5	41	43.5	46	49.5	52	54.5
GARMENT ½ HIP (CM)	47.2	48.4	50.9	53.4	55.9	58.4	60.9	64.4	66.9	69.4

PENCIL  
BLACKNAVY  
DUSK



## ADJUSTABLE WAIST PANT

Our best-selling style features a hidden elastic waist, deep pockets, and a streamlined straight leg—essential for work.



BIZ ECO™



STRETCH

NEW

### RGP404L WOMENS

**FABRIC** **Renew** 77% Recycled Polyester, 20% Viscose, 3% Elastane

**FEATURES** 6 Belt loops • Sits mid waist • 2 Deep side pockets • Mock back welt • 5cm hem • Hidden side elastic waist band • Slight tapering from knee down  
• **Equivalent of 20 plastic bottles diverted from landfill**

#### REGULAR FIT

RGP404L WOMENS	4	6	8	10	12	14	16	18	20	22	24	26	28	30
GARMENT ½ WAIST (CM)	32.8	34	36.5	39	42	45.5	48	51.5	54	56.5	59	61.5	64	66.5
½ WAIST STRETCHED	36.8	38	40.5	43	45.5	49	51.5	55	57.5	60	62.5	65	67.5	70
GARMENT ½ HIP (CM)	44.6	45.8	48.3	50.8	53.3	55.8	58.3	61.8	64.3	66.8	69.3	71.8	74.3	76.8

PENCIL  
BLACKNAVY  
DUSK

## FUNCTIONAL PENCIL SKIRT

A knee-length skirt with side elastic for comfort and stretch, made from easy-care, crease-resistant fabric.



BIZ ECO™



STRETCH

NEW

### RGS403L WOMENS

**FABRIC** **Renew** 77% Recycled Polyester, 20% Viscose, 3% Elastane • Lining: Stretch Polyester

**FEATURES** Sits mid waist and finishes at knee • Internal side elastic • Utility loop in right-hand side pocket • No belt loops • 2 Angled front side pockets • Concealed centre back zip • Back pleat for movement • **Equivalent of 12 plastic bottles diverted from landfill**

#### SEMI-FITTED

RGP403L WOMENS	4	6	8	10	12	14	16	18	20	22	24	26
½ WAIST (CM)	31.3	32.5	35	37.5	40	42.5	45	48.5	51	53.5	56	58.5
½ WAIST STRETCHED	37.3	38.5	41	43.5	46	48.5	51	54.5	57	59.5	62	64.5
½ HIP (CM)	44.8	46	48.5	51	53.5	56	58.5	62	64.5	67	69.5	72

PENCIL  
BLACKNAVY  
DUSK





## SHORT SLEEVE DRESS



BIZ ECO™



STRETCH

NEW

A short sleeve dress that is designed to a modern cut. The flattering cut also features two full length princess seams at the front to accentuate shape and add interest.

### RD409L WOMENS

**FABRIC** **Renew** 77% Recycled Polyester, 20% Viscose, 3% Elastane  
• Lining: Stretch Polyester

**FEATURES** Classic fit - designed to sit relaxed on the body • Short sleeve styling • Two functional pockets on side seams • Centre back vent for ease of movement • Front princess seams for shaping, better fit and movement across shoulders • 5cm hem allowance for easy alterations • Centre back zip closure • Designed as a mid-length dress

#### CLASSIC FIT

RGP409L WOMENS	4	6	8	10	12	14	16	18	20	22	24	26
GARMENT ½ BUST (CM)	42.8	44	46.5	49	51.5	54	56.5	60	62.5	65	67.5	70
GARMENT ½ HIP (CM)	46.8	48	50.5	53	55.5	58	60.5	64	66.5	69	71.5	74

This garment is made from 77% recycled polyester resulting in the equivalent of 19 plastic bottles being diverted from landfill.

PENCIL  
BLACKNAVY  
DUSK

## MID LENGTH JACKET

Tailored from soft, easy-care polyester viscose with added stretch for comfort and ease of movement.



EASY CARE



STRETCH

### 60719 WOMENS

**FABRIC** *Siena* 79% Polyester, 17% Viscose, 4% Elastane

**FEATURES** Stretch for comfort and Viscose for breathability • 2 Button, tapered through the waist for a tailored look • Narrow lapel • Stretch lining - navy spot design • 2 Functional flap pockets, tack stitched down • Embroidery Zip inside jacket for easy access

#### SEMI-FITTED

60719 WOMENS	4	6	8	10	12	14	16	18	20	22	24	26
GARMENT ½ BUST (CM)	40.8	42	44.5	48	49.5	52	54.5	58	60.5	63	65.5	68



BLACK



MARINE

## LONGLINE JACKET

A structured jacket designed to streamline your frame. Finished with on-trend pick stitching for extra sophistication.



EASY CARE



STRETCH

### 60717 WOMENS

**FABRIC** *Siena* 79% Polyester, 17% Viscose, 4% Elastane

**FEATURES** 2 Functional angled hip flap pockets • Non functional sleeve buttons • Designed to finish mid-way through the bottom • Stretch lining - navy spot design • Embroidery Zip inside jacket for easy access

#### SEMI-FITTED

60717 WOMENS	4	6	8	10	12	14	16	18	20	22	24	26
GARMENT ½ BUST (CM)	40.8	42	44.5	48	49.5	52	54.5	58	60.5	63	65.5	68



BLACK



MARINE



## CITY FIT JACKET

A structured jacket designed to streamline your frame. Finished with on-trend pick stitching for extra sophistication.



EASY CARE



STRETCH

80717 MENS

**FABRIC** *Siena* 79% Polyester, 17% Viscose, 4% Elastane

**FEATURES** Stretch for comfort and Viscose for breathability • Tailored, semi-slim fit through the body for a more tailored look • LHS functional chest welt pocket, tack stitched down • Full stretch lining • Embroidery Zip inside jacket for easy access

### SEMI-FITTED

80717 MENS	87	92	97	102	107	112	117	122	127	132	137	142
GARMENT ½ CHEST (CM)	46.5	49	51.5	54	56.5	59	61.5	64	66.5	69	71.5	74



BLACK



MARINE



## ADJUSTABLE WAIST PANT

A must have for your working wardrobe. With hidden elastic waist, deep pockets and a streamlined straight leg shape.



EASY CARE



STRETCH

RGP975L WOMENS

**FABRIC** *Siena* 79% Polyester, 17% Viscose, 4% Elastane

**FEATURES** Stretch for comfort and Viscose for breathability • Flat front and straight through the leg • Hidden side elastic waistband to provide an extra 1/2 size when stretched out • Slight tapering of pant from knee down

### EASY FIT

RGP975L WOMENS	8	10	12	14	16	18	20	22	24	26	28	30
GARMENT ½ WAIST (CM)	37	39.5	42	45.5	48	51.5	54	56.5	59	61.5	64	66.5
GARMENT ½ HIP (CM)	49	51.5	54	56.5	59	62.5	65	67.5	70	72.5	75	77.5



BLACK



MARINE





## BANDLESS SLIM PANT

Perfect for those after a slimline pant with the added comfort and movement of an elastic back waistband.



EASY CARE



STRETCH

### 10722 WOMENS

**FABRIC** *Siena* 79% Polyester, 17% Viscose, 4% Elastane

**FEATURES** Full back elasticated waistband on back of pant • Elastic back waist becomes flat and smooth when worn - creating a clean look • Functional back welt pocket on right hand side • 2 Side hip pockets

#### TAILORED FIT

10722 WOMENS	4	6	8	10	12	14	16	18	20	22	24	26
GARMENT ½ WAIST (CM)	29.3	30.5	33	35.5	38	41.5	44	47.5	50	52.5	55	57.5
GARMENT ½ HIP (CM)	45.25	46.5	49	51.5	54	56.5	59	62.5	65	67.5	70	72.5



BLACK



MARINE

## 7/8 SLIM LEG PANT

Slim fit, mid-waist pants with angled pockets, wide waistband, and hem splits. Pair with shirts or blouses for a polished look.



EASY CARE



STRETCH

### RGP308L WOMENS

**FABRIC** *Siena* 79% Polyester, 17% Viscose, 4% Elastane

**FEATURES** Stretch for comfort and Viscose for breathability • Designed to be a slim fit and sit mid-waist • No-gap angled pockets • Shaped 5cm wide waistband, with no belt loops • Hem splits

#### TAILORED FIT

RGP308L WOMENS	4	6	8	10	12	14	16	18	20
GARMENT ½ WAIST (CM)	32.3	33.5	36	38.5	41	43.5	46	49.5	52
GARMENT ½ HIP (CM)	44.5	45.7	48.2	50.7	53.2	55.7	58.2	61.7	64.2



BLACK



MARINE



## SLIM PANT

Tailored in a refined slim leg shape with pressed creases for a polished look.



EASY CARE



STRETCH

70716R MENS REGULAR

70716S MENS STOUT

**FABRIC** *Siena* 79% Polyester, 17% Viscose, 4% Elastane

**FEATURES** Stretch for comfort and Viscose for breathability • Slim fit, flat front pant tapered through the leg • 2 Functional jet back pockets • 2 Angled side pockets

### TAILORED FIT

70716R MENS REGULAR	72R	77R	82R	87R	92R	97R	102R	107R	112R
GARMENT ½ WAIST (CM)	36	38.5	41	43.5	46	48.5	51	53.5	56
70716S MENS STOUT	107S	112S	117S	122S	127S				
GARMENT ½ WAIST (CM)	53.5	56	58.5	61	63.5				



BLACK



MARINE

## ADJUSTABLE WAIST PANT

Flat front with a hidden elastic waist for extra stretch and comfort.



EASY CARE



STRETCH

RGP976M MENS

**FABRIC** *Siena* 79% Polyester, 17% Viscose, 4% Elastane

**FEATURES** Stretch for comfort and Viscose for breathability • Flat front and straight leg • Hidden elastic waist for extra stretch and comfort • A 'roomier' mid-rise and deep side pockets • 2 Angled side pockets

### EASY FIT

RGP976M MENS	72R	77R	82R	87R	92R	97R	102R	107R	112R
GARMENT ½ WAIST (CM)	36.5	39	41.5	44	46.5	49	51.5	54	56.5



BLACK



MARINE





## MIDI DRESS

Flattering fit-and-flare cut with back zip, side pockets, and no lining for transeasonal wear.



EASY CARE



STRETCH

### RD974L WOMENS

**FABRIC** *Siena* 79% Polyester, 17% Viscose, 4% Elastane

**FEATURES** Fit and flare shape, suitable for most body shapes • 2 Side seam functional pockets • Extended short sleeve, designed to sit above the elbow • Contains stretch for comfort and Viscose for breathability

#### SEMI-FITTED

RD974L WOMENS	4	6	8	10	12	14	16	18	20
GARMENT ½ BUST (CM)	40.8	42	44.5	47	49.5	52	54.5	58	60.5
GARMENT ½ HIP (CM)	46.8	48	50.5	53	55.5	58	60.5	64	66.5



BLACK



MARINE

## FRONT PLEAT SKIRT

Knife pleats on the front emphasise the skirt's fluidity, whilst the back split adds comfort and ease of movement.



EASY CARE



STRETCH

### 20720 WOMENS

**FABRIC** *Siena* 79% Polyester, 17% Viscose, 4% Elastane

**FEATURES** Stretch for comfort and Viscose for breathability • Angled front pockets • 2 Front inverted pleats • Centre back split • Centre back zip with invisible Zip • Narrow waistband • Full stretch lining

#### REGULAR FIT

20720 WOMENS	4	6	8	10	12	14	16	18	20	22	24	26
GARMENT ½ WAIST (CM)	33.3	34.5	37	39.5	42	44.5	47	50.5	53	55.5	58	60.5
GARMENT ½ HIP (CM)	44.3	45.5	48	50.5	53	55.5	58	61.5	64	66.5	69	71.5



BLACK



MARINE



## BANDLESS FLARED SKIRT

Designed to finish just above the knee, with a soft bandless basque waistband. Keep your style chic and simple.



EASY CARE



STRETCH

### 20718 WOMENS

**FABRIC** *Siena* 79% Polyester, 17% Viscose, 4% Elastane

**FEATURES** Flared skirt featuring front & back hip Basque • Centre back zip with quality invisible YKK Zip • Designed to finish at knee length • ½ lining hem • No pockets

#### SEMI-FITTED

20718 WOMENS	4	6	8	10	12	14	16	18	20	22	24	26
GARMENT ½ WAIST (CM)	33.3	34.5	37	39.5	42	44.5	47	50.5	53	55.5	58	60.5
GARMENT ½ HIP (CM)	48.7	50	52.5	55	57.5	60	62.5	66	68.5	71	73.5	76



BLACK



MARINE



## BANDLESS PENCIL SKIRT

A classic essential, sitting at the waist and falling just below the knee, with functional side pockets.



EASY CARE



STRETCH

### 20717 WOMENS

**FABRIC** *Siena* 79% Polyester, 17% Viscose, 4% Elastane

**FEATURES** Stretch for comfort and Viscose for breathability • Flat front and straight leg • Hidden elastic waist for extra stretch and comfort • A 'roomier' mid-rise and deep side pockets • 2 Angled side pockets

#### SEMI-FITTED

20717 WOMENS	4	6	8	10	12	14	16	18	20
GARMENT ½ WAIST (CM)	33.3	34.5	37	39.5	42	44.5	47	50.5	53
GARMENT ½ HIP (CM)	44.8	46	48.5	51	53.5	56	58.5	62	64.5



BLACK



MARINE



## LONGLINE JACKET

Designed to be longer in length. Fully lined with pockets and embroidery access zip.



STRETCH

### 60112 WOMENS

**FABRIC** *Cool Stretch* 92% Polyester, 8% Bamboo Charcoal

**FEATURES** Designed to be longer in length • Fully lined with 1 internal pocket, 2 front pockets and embroidery access zip • Breathable fabric perfect for warmer climates keeping you cool and dry • Mechanical stretch

#### SEMI-FITTED

60112 WOMENS	4	6	8	10	12	14	16	18	20	22	24	26
GARMENT ½ BUST (CM)	40.8	42	44.5	48	49.5	52	54.5	58	60.5	63	65.5	68



BLACK



NAVY



CHARCOAL

## REVERSE LAPEL JACKET

Elegant and on-trend styling will make you stand out from the crowd with this jacket.



STRETCH

### 60113 WOMENS

**FABRIC** *Cool Stretch* 92% Polyester, 8% Bamboo Charcoal

**FEATURES** Front seams to provide a tailored fit • Fully lined with 1 internal pocket and embroidery access zip • Breathable fabric perfect for warmer climates keeping you cool and dry • Mechanical stretch

#### SEMI-FITTED

60113 WOMENS	4	6	8	10	12	14	16	18	20	22	24	26
GARMENT ½ BUST (CM)	39.8	41	43.5	46	48.5	51	53.5	57	59.5	62	64.5	67



BLACK



NAVY



CHARCOAL



## MID LENGTH JACKET

Contemporary styling with refined sleeve and shoulder shape. Fully lined with pockets and embroidery access zip.



STRETCH

**60119 WOMENS**

**FABRIC** *Cool Stretch* 92% Polyester, 8% Bamboo Charcoal

**FEATURES** Fully lined with 1 internal pocket, 2 front pockets and embroidery access zip • Breathable fabric perfect for warmer climates keeping you cool and dry • Mechanical stretch

SEMI-FITTED

60119 WOMENS	4	6	8	10	12	14	16	18	20	22	24	26
GARMENT ½ BUST (CM)	40.8	42	44.5	47	49.5	52	54.5	58	60.5	63	65.5	68



BLACK



NAVY



CHARCOAL



## CLASSIC JACKET

A comfortable and well-structured jacket with under-arm comfort pads and lining with silver piping trim.



STRETCH

**80111 MENS**

**FABRIC** *Cool Stretch* 92% Polyester, 8% Bamboo Charcoal

**FEATURES** Under-arm comfort pads • Lining with silver piping trim • Embroidery zip and double vents at the rear • Fully functional outer pockets • Breathable fabric perfect for warmer climates keeping you cool and dry • Mechanical stretch for extra comfort

SEMI-FITTED

80111 MENS	87R	92R	97R	102R	107R	112R	117R	122R	127R	132R	137R	142R
½ CHEST (CM)	47.5	50	52.5	55	57.5	60	62.5	65	67.5	70	72.5	75



BLACK



NAVY



CHARCOAL



## SLIM LEG PANT

Make a statement with slim leg pants that taper into the ankle with a side splits, belt loops and front horizontal pockets under the waist band.



STRETCH

### 10117 WOMENS

**FABRIC** *Cool Stretch* 92% Polyester, 8% Bamboo Charcoal

**FEATURES** Slim leg that tapers into the ankle with a side split • Mid-rise waist with waistband designed to sit just below the navel • Front horizontal pockets • Breathable fabric perfect for warmer climates keeping you cool and dry • Mechanical stretch

#### TAILORED FIT

10117 WOMENS	4	6	8	10	12	14	16	18	20
GARMENT ½ WAIST (CM)	35.3	36.5	39	41.5	44	46.5	49	52.5	55
GARMENT ½ HIP (CM)	45.8	47	49.5	52	54.5	57	59.5	63	65.5



BLACK



NAVY



CHARCOAL



## ADJUSTABLE WAIST PANT

The best selling pant with a hidden elastic waist.



STRETCH

### 10115 WOMENS

**FABRIC** *Cool Stretch* 92% Polyester, 8% Bamboo Charcoal

**FEATURES** Hidden elastic waist • Mid-rise waistband designed to sit just below the navel • Straight leg • Breathable fabric perfect for warmer climates keeping you cool and dry • Mechanical stretch

#### EASY FIT

10115 WOMENS	4	6	8	10	12	14	16	18	20	22	24	26	28	30
GARMENT ½ WAIST (CM)	33.8	35	37.5	40	42.5	45	47.5	51	53.5	56	58.5	61	63.5	66
GARMENT ½ HIP (CM)	45.3	46.5	49	51.5	54	56.5	59	62.5	65	67.5	70	72.5	75	77.5



BLACK



NAVY



CHARCOAL

## TAPERED LEG ADJUSTABLE WAIST PANT

Tapered-leg pants with a mid-rise fit and hidden elastic waistband for comfort and ease of movement.



STRETCH

**RGP315L WOMENS**

**FABRIC** *Cool Stretch* 92% Polyester, 8% Bamboo Charcoal

**FEATURES** Hidden elastic waist • Tapered leg from mid thigh down • Sits slightly higher on the waist • Breathable fabric keeping you cool and dry • Mechanical stretch

### EASY FIT

RGP315L WOMENS	4	6	8	10	12	14	16	18	20	22	24	26	28	30
GARMENT ½ WAIST (CM)	32.75	34	36.5	39	42	45.5	48	51.5	54	56.5	59	61.5	64	66.5
GARMENT ½ HIP (CM)	44.55	45.8	48.3	50.8	53.3	55.8	58.3	61.8	64.3	66.8	69.3	71.8	74.3	76.8



BLACK



NAVY



CHARCOAL

## COMFORT WAIST PANT

High-rise pant with a slight tapering through the leg.



STRETCH

**10123 WOMENS**

**FABRIC** *Cool Stretch* 92% Polyester, 8% Bamboo Charcoal

**FEATURES** Straight leg with a slight tapering  
• Elastic sides and back • High-rise with side pockets  
• Breathable fabric perfect for warmer climates keeping you cool and dry • Mechanical stretch

### REGULAR FIT

10123 WOMENS	4	6	8	10	12	14	16	18	20	22	24	26	28	30	32
GARMENT ½ WAIST (CM)	28.8	30	32.5	35	37.5	41	43.5	47	49.5	52	54.5	57	59.5	62	64.5
GARMENT ½ HIP (CM)	44.8	46	48.5	51	53.5	56	58.5	62	64.5	67	69.5	72	74.5	77	79.5



BLACK



NAVY



CHARCOAL





## RELAXED PANT

A comfortable everyday pant, mid-rise waist with a waistband designed to sit just below the navel.



STRETCH

### 10111 WOMENS

**FABRIC** *Cool Stretch* 92% Polyester, 8% Bamboo Charcoal

**FEATURES** Mid-rise waistband designed to sit just below the navel • Straight leg • Front horizontal pockets with 1 pocket on the rear • Breathable fabric perfect for warmer climates keeping you cool and dry • Mechanical stretch

#### REGULAR FIT

10111 WOMENS	4	6	8	10	12	14	16	18	20	22	24	26
GARMENT ½ WAIST (CM)	35.3	36.5	39	41.5	44	46.5	49	52.5	55	57.5	60	62.5
GARMENT ½ HIP (CM)	45.8	47	49.5	52	54.5	57	59.5	63	65.5	68	70.5	73



BLACK



NAVY



CHARCOAL



## BANDLESS SLIM LEG PANT

Bandless slim-leg pant with side zip, tapered legs, front and back slant pockets. Mid-rise for comfort.



STRETCH

### 10121 WOMENS

**FABRIC** *Cool Stretch* 92% Polyester, 8% Bamboo Charcoal

**FEATURES** Bandless slim leg provides ultimate comfort • Designed as a mid-rise • Perfect for pear shaped bodies • Side zip • Tapered legs • Front slant pockets • Back slant pocket • Mechanical stretch

#### TAILORED FIT

10121 WOMENS	4	6	8	10	12	14	16	18	20	22	24	26
GARMENT ½ WAIST (CM)	31.8	33	35.5	38	40.5	43	45.5	49	51.5	54	56.5	59
GARMENT ½ HIP (CM)	45.8	47	49.5	52	54.5	57	59.5	63	65.5	68	70.5	73



BLACK



NAVY



CHARCOAL



## STYLE TIP

Coordinates with  
Maternity Skirt P173

## MATERNITY PANT

Soft front expandable rib panel and a mid-rise with a straight leg for added comfort.



STRETCH

## 10100 WOMENS

**FABRIC** *Cool Stretch* 92% Polyester, 8% Bamboo Charcoal

**FEATURES** Soft expandable rib panel • Mid-rise with a straight leg • Breathable fabric perfect for warmer climates keeping you cool and dry • Mechanical stretch

## EASY FIT

10100 WOMENS	S	M	L	XL
GARMENT ½ WAIST (CM)	37	43	49	55
GARMENT ½ HIP (CM)	50	56	62	68



BLACK



NAVY



CHARCOAL

## SLIM PANT

Flat front and tapered through the leg for a slimline look.



STRETCH

## 70113 MENS

**FABRIC** *Cool Stretch* 92% Polyester, 8% Bamboo Charcoal

**FEATURES** Flat front and tapered through the leg for a slim look • Waistband with stretch fusing • Internal security pocket on right front pocket • 2 Rear pockets • Breathable fabric perfect for warmer climates keeping you cool and dry • Mechanical stretch

## EASY FIT

70113 MENS	72R	77R	82R	87R	92R	97R	102R	107R	112R
GARMENT ½ WAIST (CM)	36	38.5	41	43.5	46	48.5	51	53.5	56



BLACK



NAVY



CHARCOAL



## FLAT FRONT PANT

Flat front and straight through the leg.



STRETCH

**70112R** MENS REGULAR

**70112S** MENS STOUT

**FABRIC** *Cool Stretch* 92% Polyester, 8% Bamboo Charcoal

**FEATURES** Flat front, straight leg • Waistband with stretch fusing • Internal security pocket on right front pocket • 2 Rear pockets • Breathable fabric perfect for warmer climates keeping you cool and dry • Mechanical stretch

### REGULAR FIT

70112R MENS REGULAR	72R	77R	82R	87R	92R	97R	102R	107R	112R
GARMENT ½ WAIST (CM)	36	38.5	41	43.5	46	48.5	51	53.5	56
70112S MENS STOUT	107S	112S	117S	122S	127S				
GARMENT ½ WAIST (CM)	53.5	56	58.5	61	63.5				



BLACK



NAVY



CHARCOAL

## ADJUSTABLE WAIST PANT

Flat front with a hidden elastic waist for extra stretch and comfort.



STRETCH

**70114R** MENS REGULAR

**70114S** MENS STOUT

**FABRIC** *Cool Stretch* 92% Polyester, 8% Bamboo Charcoal

**FEATURES** Flat front, straight through the leg • Hidden elastic waist • Mid-rise and deep side pockets • Mechanical stretch

### EASY FIT

70114R MENS	72R	77R	82R	87R	92R	97R	102R	107R	112R
GARMENT ½ WAIST (CM)	36	38.5	41	43.5	46	48.5	51	53.5	56
70114S MENS	107S	112S	117S	122S	127S				
GARMENT ½ WAIST (CM)	53.5	56	58.5	61	63.5				



BLACK



NAVY



CHARCOAL





## SHORT SLEEVE DRESS

A classic shift dress is a staple in every womens wardrobe. Multi pleat hem designed to finish above the knee.



STRETCH

### 30112 WOMENS

**FABRIC** *Cool Stretch* 92% Polyester, 8% Bamboo Charcoal

**FEATURES** Shift dress design • Princess seams through the front for added shape • Fully lined back zip • Multi-pleat hem at back • Designed to finish above the knee • Breathable fabric perfect for warmer climates keeping you cool and dry • Mechanical stretch

#### SEMI-FITTED

30112 WOMENS	4	6	8	10	12	14	16	18	20	22
GARMENT ½ BUST (CM)	42.3	44.8	47.3	47.8	49.8	52.3	54.8	58.3	60.8	63.3



BLACK



NAVY



CHARCOAL

## SLEEVELESS DRESS

Elegant dress designed to be worn on its own or layered. With natural drape, full lining and a concealed back zip.



STRETCH

### 30121 WOMENS

**FABRIC** *Cool Stretch* 92% Polyester, 8% Bamboo Charcoal

**FEATURES** Classic V-neck sleeveless dress design • Tailored fitting dress with bust darts for added shape • Fully lined with stretch lining and a concealed back zip • Natural drape • Breathable fabric perfect for warmer climates keeping you cool and dry • Mechanical stretch

#### SEMI-FITTED

30121 WOMENS	4	6	8	10	12	14	16	18	20	22
GARMENT ½ BUST (CM)	40.8	42	44.5	47	49.5	52	54.5	58	60.5	63



BLACK



NAVY



CHARCOAL







## RELAXED SKIRT

Traditional knee-length skirt with back hem split and concealed zip for a seamless finish.



STRETCH

### 20111 WOMENS

**FABRIC** *Cool Stretch* 92% Polyester, 8% Bamboo Charcoal

**FEATURES** Traditional knee length skirt with back hem split • Concealed zip for a seamless finish • Fully lined with stretch lining and 2 front pockets • Breathable fabric perfect for warmer climates keeping you cool and dry • Mechanical stretch

#### REGULAR FIT

20111 WOMENS	4	6	8	10	12	14	16	18	20	22	24	26
GARMENT ½ WAIST (CM)	34.3	35.5	38	40.5	43	45.5	48	51.5	54	56.5	59	61.5
GARMENT ½ HIP (CM)	45.3	46.5	49	51.5	54	56.5	59	62.5	65	67.5	70	72.5



BLACK



NAVY



CHARCOAL



## PENCIL SKIRT

Mid-waist pencil skirt with side elastic, concealed zip, and hem split for a sleek, comfortable fit.



STRETCH

### RGS312L WOMENS

**FABRIC** *Cool Stretch* 92% Polyester, 8% Bamboo Charcoal

**FEATURES** Mid-waist fit – sits higher • Encased side elastic for a clean look • No side pockets, eliminating gaping • Concealed centre back zip for clean finish • Finishes at knee • Back split for movement • Breathable fabric keeping you cool and dry • Mechanical stretch

#### SEMI-FITTED

RGS312L WOMENS	4	6	8	10	12	14	16	18	20	22	24	26
GARMENT ½ WAIST (CM)	31.3	32.5	35	37.5	40	42.5	45	48.5	51	53.5	56	58.5
GARMENT ½ HIP (CM)	44.8	46	48.5	51	53.5	56	58.5	62	64.5	67	69.5	72



BLACK



NAVY



CHARCOAL



## MATERNITY SKIRT

Soft front expandable rib panel designed to sit high over your bump and fit perfectly through all stages of pregnancy. Back pocket, and back pleats for ease of movement.



STRETCH

### RGS307L WOMENS

**FABRIC** *Cool Stretch* 92% Polyester, 8% Bamboo Charcoal

**FEATURES** Soft expandable rib panel • Designed to finish at the knee • 1 Back pocket only - no side hip pockets • Box pleats on back of skirt for extra movement • Breathable fabric perfect for warmer climates keeping you cool and dry • Mechanical stretch

#### EASY FIT

RGS307L WOMENS	S	M	L	XL
GARMENT ½ WAIST (CM)	29.5	33	36.5	40
GARMENT ½ HIP (CM)	47.5	51	54.5	58



BLACK



NAVY



## MULTI-PLEAT SKIRT

Box pleats in rear for modern look and comfort. Belt loops, deep side pockets, and designed to finish at the knee.



STRETCH

### 20115 WOMENS

**FABRIC** *Cool Stretch* 92% Polyester, 8% Bamboo Charcoal

**FEATURES** Traditional knee length skirt • Box pleats in rear for modern look and comfort • Belt loops, 2 deep side pockets • Fully lined with stretch lining • Breathable fabric perfect for warmer climates keeping you cool and dry • Mechanical stretch

#### REGULAR FIT

20115 WOMENS	4	6	8	10	12	14	16	18	20	22	24	26
GARMENT ½ WAIST (CM)	33.3	34.5	37	39.5	42	44.5	47	50.5	53	55.5	58	60.5
GARMENT ½ HIP (CM)	44.8	46	48.5	51	53.5	56	58.5	62	64.5	67	69.5	72



BLACK



NAVY



CHARCOAL



## REVERSE LAPEL JACKET

Elegant and on-trend styling will make you stand out from the crowd with this jacket.



MADE WITH WOOL



STRETCH

### 64013 WOMENS

**FABRIC** *Wool Stretch* 55% Polyester, 43% Wool, 2% Elastane

**FEATURES** Stretch for comfort and Viscose for breathability • 2 Button, tapered through the waist for a tailored look • Narrow lapel • Stretch lining - navy spot design • 2 Functional flap pockets, tack stitched down

#### SEMI-FITTED

64013 WOMENS	4	6	8	10	12	14	16	18	20	22	24	26
GARMENT ½ BUST (CM)	39.8	41	43.5	46	48.5	51	53.5	57	59.5	62	64.5	67



BLACK



NAVY



CHARCOAL

## MID LENGTH JACKET

Contemporary styling with refined sleeve and shoulder shape. Fully lined with pockets and embroidery access zip.



MADE WITH WOOL



STRETCH

### 64019 WOMENS

**FABRIC** *Wool Stretch* 55% Polyester, 43% Wool, 2% Elastane

**FEATURES** Fully lined with stretch lining • 1 Internal pocket, 3 front pockets and embroidery access zip • Premium wool blend suiting with polyester for durability • Added stretch and comfort of Elastane

#### SEMI-FITTED

64019 WOMENS	4	6	8	10	12	14	16	18	20	22	24	26
GARMENT ½ BUST (CM)	40.8	42	44.5	47	49.5	52	54.5	58	60.5	63	65.5	68



BLACK



NAVY



CHARCOAL



## LONGLINE JACKET

Longer length for extra coverage, fully lined with one internal pocket, two front pockets, and embroidery access zip.



MADE WITH WOOL



STRETCH

### 64012 WOMENS

**FABRIC** *Wool Stretch* 55% Polyester, 43% Wool, 2% Elastane

**FEATURES** Longer in length, perfect for those after extra coverage • Fully lined • 1 Internal pocket • 2 Front pockets • Embroidery zip access

#### SEMI-FITTED

64012 WOMENS	4	6	8	10	12	14	16	18	20	22	24	26
GARMENT ½ BUST (CM)	40.8	42	44.5	47	49.5	52	54.5	58	60.5	63	65.5	68



BLACK



NAVY



CHARCOAL



## CLASSIC JACKET

Structured jacket with under-arm pads, silver-trimmed lining, embroidered zip, rear vents, and functional pockets.



MADE WITH WOOL



STRETCH

### 84011 MENS

**FABRIC** *Wool Stretch* 55% Polyester, 43% Wool, 2% Elastane

**FEATURES** Under-arm comfort pads • Stretch lining with silver piping trim • Embroidery zip and double vents at the rear • Fully functional outer pockets • Premium wool blend suiting with polyester for durability • Added stretch and comfort of Elastane

#### CLASSIC FIT

84011 MENS	87R	92R	97R	102R	107R	112R
GARMENT ½ CHEST (CM)	47.5	50	52.5	55	57.5	60
84011 MENS	117R	122R	127R	132R	137R	142R
GARMENT ½ CHEST (CM)	62.5	65	67.5	70	72.5	75



BLACK



NAVY



CHARCOAL





## ADJUSTABLE WAIST PANT

The best selling pant with a hidden elastic waist.



MADE WITH WOOL



STRETCH

### 14015 WOMENS

**FABRIC** *Wool Stretch* 55% Polyester, 43% Wool, 2% Elastane

**FEATURES** Hidden elastic waist • Mid-rise waistband designed to sit just below the navel • Straight leg • Premium wool blend suiting with polyester for durability

#### EASY FIT

14015 WOMENS	4	6	8	10	12	14	16	18	20	22	24	26	28	30
GARMENT ½ WAIST (CM)	33.8	35	37.5	40	42.5	45	47.5	51	53.5	56	58.5	61	63.5	66
GARMENT ½ HIP (CM)	45.3	46.5	49	51.5	54	56.5	59	62.5	65	67.5	70	72.5	75	77.5



BLACK



NAVY



CHARCOAL



## RELAXED PANT

Straight leg high-rise pant with a slight tapering through the leg for comfort and functionality.



MADE WITH WOOL



STRETCH

### 14011 WOMENS

**FABRIC** *Wool Stretch* 55% Polyester, 43% Wool, 2% Elastane

**FEATURES** Mid-rise waist with a waistband designed to sit just below the navel • Straight leg • Front horizontal pockets with 1 pocket on the rear • Premium wool blend suiting with polyester for durability

#### REGULAR FIT

14011 WOMENS	4	6	8	10	12	14	16	18	20	22	24	26
GARMENT ½ WAIST (CM)	35.3	36.5	39	41.5	44	46.5	49	52.5	55	57.5	60	62.5
GARMENT ½ HIP (CM)	45.8	47	49.5	52	54.5	57	59.5	63	65.5	68	70.5	73



BLACK



NAVY



CHARCOAL



## SLIM LEG PANT

Make a statement with slim leg pants that taper into the ankle with a side splits, belt loops and front horizontal pockets under the waist band.



MADE WITH WOOL



STRETCH

### 14017 WOMENS

**FABRIC** *Wool Stretch* 55% Polyester, 43% Wool, 2% Elastane

**FEATURES** Slim leg pants that taper into the ankle with a side split • Front horizontal pockets

#### SEMI-FITTED

14017 WOMENS	4	6	8	10	12	14	16	18	20
GARMENT ½ WAIST (CM)	35.3	36.5	39	41.5	44	46.5	49	52.5	55
GARMENT ½ HIP (CM)	45.8	47	49.5	52	54.5	57	59.5	63	65.5



BLACK



NAVY



CHARCOAL



## SLIM PANT

Flat front and tapered through the leg for a slimline look.



MADE WITH WOOL



STRETCH

### 74013 MENS

**FABRIC** *Wool Stretch* 55% Polyester, 43% Wool, 2% Elastane

**FEATURES** Flat front and tapered through the leg for a slim look • Waistband with stretch fusing • Internal security pocket on right front pocket • 2 Rear pockets • Premium wool blend suiting with polyester for durability

#### TAILORED FIT

74013 MENS	72R	77R	82R	87R	92R	97R	102R	107R	112R
GARMENT ½ WAIST (CM)	36	38.5	41	43.5	46	48.5	51	53.5	56



BLACK



NAVY



CHARCOAL



## ADJUSTABLE WAIST PANT

Flat front, straight-leg pants with a hidden elastic waistband for comfort, a roomier mid-rise, and deep side pockets.



MADE WITH WOOL



STRETCH

### 74014 MENS

**FABRIC** *Wool Stretch* 55% Polyester, 43% Wool, 2% Elastane

**FEATURES** Flat front and straight through the leg  
 • Hidden elastic waistband for extra strength and comfort  
 • A 'roomier' mid-rise and deep side pockets

#### TAILORED FIT

74014 MENS	72R	77R	82R	87R	92R	97R	102R	107R	112R
GARMENT ½ WAIST (CM)	36	38.5	41	43.5	46	48.5	51	53.5	56
	107R 112R 117R 122R 127R								
GARMENT ½ WAIST (CM)	53.5	56	58.5	61	63.5				



BLACK



NAVY



CHARCOAL



## FLAT FRONT PANT

Flat front and straight through the leg.



MADE WITH WOOL



STRETCH

### 74012 MENS

**FABRIC** *Wool Stretch* 55% Polyester, 43% Wool, 2% Elastane

**FEATURES** Flat front, straight through the leg  
 • Waistband with stretch fusing  
 • Internal security pocket on right front pocket  
 • 2 Rear pockets  
 • Premium wool blend suiting with polyester for durability

#### REGULAR FIT

74012 MENS	72R	77R	82R	87R	92R	97R	102R	107R	112R
GARMENT ½ WAIST (CM)	36	38.5	41	43.5	46	48.5	51	53.5	56
	107R 112R 117R 122R								
GARMENT ½ WAIST (CM)	53.5	56	58.5	61					



BLACK



NAVY



CHARCOAL



## SHORT SLEEVE DRESS



MADE WITH WOOL



STRETCH

A classic shift dress is a staple in every womens wardrobe. Multi pleat hem designed to finish above the knee.

### 34012 WOMENS

**FABRIC** *Wool Stretch* 55% Polyester, 43% Wool, 2% Elastane

**FEATURES** Shift dress design • Princess seams through the front for added shape • Fully lined back zip • Multi-pleat hem at back • Designed to finish above the knee • Premium wool blend suiting with polyester for durability • Added stretch and comfort of Elastane

#### SEMI-FITTED

34012 WOMENS	4	6	8	10	12	14	16	18	20	22
GARMENT ½ BUST (CM)	42.3	44.8	47.3	47.8	49.8	52.3	54.8	58.3	60.8	63.3



BLACK



NAVY



CHARCOAL





## SLEEVELESS DRESS

Elegant dress designed to be worn on its own or layered. With natural drape, full lining and a concealed back zip.



MADE WITH WOOL



STRETCH

### 34021 WOMENS

**FABRIC** *Wool Stretch* 55% Polyester, 43% Wool, 2% Elastane

**FEATURES** Classic V-neck sleeveless dress design

- Tailored fitting dress with bust darts for added shape
- Fully lined with stretch lining and a concealed back zip • Natural drape • Premium wool blend suiting with polyester for durability • Added stretch and comfort of Elastane

#### SEMI-FITTED

34021 WOMENS	4	6	8	10	12	14	16	18	20	22
GARMENT ½ BUST (CM)	40.8	42	44.5	47	49.5	52	54.5	58	60.5	63



BLACK



NAVY



CHARCOAL



## RELAXED SKIRT

Traditional knee-length skirt with back hem split and concealed zip for a seamless finish.



MADE WITH WOOL



STRETCH

### 24011 WOMENS

**FABRIC** *Wool Stretch* 55% Polyester, 43% Wool, 2% Elastane

**FEATURES** Traditional knee length skirt with back hem split • Concealed zip for a seamless finish • Fully lined with stretch lining and 2 front pockets • Premium wool blend suiting with polyester for durability • Added stretch and comfort of elastane

#### REGULAR FIT

24011 WOMENS	4	6	8	10	12	14	16	18	20	22	24	26
GARMENT ½ WAIST (CM)	34.3	35.5	38	40.5	43	45.5	48	51.5	54	56.5	59	61.5
GARMENT ½ HIP (CM)	45.3	46.5	49	51.5	54	56.5	59	62.5	65	67.5	70	72.5



BLACK



NAVY



CHARCOAL



## MULTI-PLEAT SKIRT



MADE WITH WOOL



STRETCH

Box pleats in rear for modern look and comfort. Belt loops, deep side pockets and designed to finish at the knee.

### 24015 WOMENS

**FABRIC** *Wool Stretch* 55% Polyester, 43% Wool, 2% Elastane

**FEATURES** Traditional knee length skirt • Box pleats in rear for modern look and comfort • Belt loops, 2 deep side pockets • Premium wool blend suiting with polyester for durability • Added stretch and comfort of Elastane

#### REGULAR FIT

24015 WOMENS	4	6	8	10	12	14	16	18	20	22	24	26
GARMENT ½ WAIST (CM)	33.3	34.5	37	39.5	42	44.5	47	50.5	53	55.5	58	60.5
GARMENT ½ HIP (CM)	44.8	46	48.5	51	53.5	56	58.5	62	64.5	67	69.5	72



BLACK



NAVY



CHARCOAL



## DETROIT RANGE



TEFLON® FABRIC PROTECTOR



EASY CARE

A durable work range with Teflon® stain release and BIZ FLEXI-BAND™ waist for comfort and fit.

**BS10110R** MENS REGULAR PANT  
**BS10110S** MENS STOUT PANT  
**BS10112R** MENS REGULAR SHORT  
**BS10112S** MENS STOUT SHORT

**BS610L**  
**BS10322**  
**BS612S**

WOMENS PANT  
 WOMENS SHORT  
 WOMENS SKIRT



BLACK



NAVY

**FABRIC** 65% Polyester,  
 35% Viscose • Teflon® Stain  
 Resistance • Durable and  
 Easy-care

**FEATURES** Biz Flexi-band™ -  
 allows waistband to flex for  
 perfect fit • Mens pant features  
 1 pleat front with side pockets  
 • 2 Rear pockets • Mens short  
 features flat front with side  
 pockets, 2 rear pockets, 1 side  
 cargo pocket, 1 side welt pocket  
 • Womens pant features flat  
 front with 2 angled pockets •  
 Womens short features side  
 pockets, 2 rear pockets, 1 side  
 leg welt pocket with tab • Biz  
 Flexi-band™ in sizes 18-28 only  
 • Womens styles feature 5cm  
 hem allowance • Skirt features  
 kick pleat back hem, 2 front  
 utility pockets • Stretch lining

### MENS EASY FIT

BS10110R MENS REGULAR	72R	77R	82R	87R	92R	97R	102R				
GARMENT ½ WAIST (CM)	36	38.5	41	43.5	46	48.5	51				
BS10112R MENS REGULAR	72R	77R	82R	87R	92R	97R	102R				
GARMENT ½ WAIST (CM)	36	38.5	41	43.5	46	48.5	51				
BS10110S MENS STOUT	92S	97S	102S	107S	112S	117S	122S	127S	132S		
GARMENT ½ WAIST (CM)	46	48.5	51	53.5	56	58.5	61	63.5	66		
BS10112S MENS STOUT	87S	92S	97S	102S	107S	112S	117S	122S	127S	132S	137S
GARMENT ½ WAIST (CM)	43.5	46	48.5	51	53.5	56	58.5	61	63.5	66	68.5

### WOMENS REGULAR FIT

BS610L WOMENS	4	6	8	10	12	14	16	18	20	22	24	26	28	30
GARMENT ½ WAIST (CM)	33.7	35	37.5	40	42.5	45	47.5	51	53.5	56	58.5	61	63.5	66
GARMENT ½ HIP (CM)	45.2	46.5	49	51.5	54	56.5	59	62.5	65	67.5	70	72.5	75	77.5
BS10322 WOMENS	4	6	8	10	12	14	16	18	20	22	24	26	28	
GARMENT ½ WAIST (CM)	35.2	36.5	39	41.5	44	46.5	49	52.5	55	57.5	60	62.5	65	
GARMENT ½ HIP (CM)	45.7	48.5	49.5	52	54.5	57	59.5	63	65.5	68	70.5	73	75.5	
BS612LS WOMENS	4	6	8	10	12	14	16	18	20	22	24	26		
GARMENT ½ WAIST (CM)	33.2	34.5	37	39.5	42	44.5	47	50.5	53	55.5	58	60.5		
GARMENT ½ HIP (CM)	44.7	46	48.5	51	53.5	56	58.5	62	64.5	67	69.5	72		









# COMFORT WAIST STRAIGHT LEG PANT

Elasticated waist provides extra comfort and movement.



STRETCH



BREATHABLE



LIGHTWEIGHT

CL955LL WOMENS

**FABRIC** 64% Polyester, 34% Viscose, 2% Elastane

**FEATURES** Subtle elastic waist band • 2 Front side pockets • 5cm hem allowance, no inseam allowance • Key/swipe card loop

### REGULAR FIT

CL955LL WOMENS	8	10	12	14	16	18	20	22	24	26	28	30
GARMENT ½ WAIST RELAXED (CM)	36	38.5	41	43.5	46	49.5	52	54.5	57	59.5	62	64.5
GARMENT ½ WAIST STRETCHED (CM)	40.5	43	45.5	48	50.5	54	56.5	59	61.5	64	66.5	69
GARMENT ½ HIP (CM)	49	51.5	54	56.5	59	62.5	65	67.5	70	72.5	75	77.5



BLACK



NAVY



CHARCOAL



# COMFORT WAIST SLIM LEG PANT

A slim leg comfort waist pant tapered from the knee down.



STRETCH



BREATHABLE



LIGHTWEIGHT

CL953LL WOMENS

**FABRIC** 64% Polyester, 34% Viscose, 2% Elastane

**FEATURES** Subtle elastic waist band • 2 Front side pockets • 5cm hem allowance, no inseam allowance • Key/swipe card loop

### TAILORED FIT

CL953LL WOMENS	4	6	8	10	12	14	16	18	20
GARMENT ½ WAIST RELAXED (CM)	32.2	33.5	36	38.5	41	43.5	46	49.5	52
GARMENT ½ WAIST STRETCHED (CM)	36.7	38	40.5	43	45.5	48	50.5	54	56.5
GARMENT ½ HIP (CM)	45.2	46.5	49	51.5	54	56.5	59	62.5	65
IN LEG (CM)	76	76	76	76	76	76	76	76	76



BLACK



NAVY



CHARCOAL



## COMFORT WAIST FLAT FRONT PANT

Built in comfort stretch waistband for functional roles.



STRETCH



BREATHABLE



LIGHTWEIGHT

**CL958ML MENS**

**FABRIC** 64% Polyester, 34% Viscose, 2% Elastane

**FEATURES** Elastic waist • Straight leg pant • 2 Front side pockets • 5cm hem allowance, no inseam allowance • Key/swipe card loop on RHS pocket

### REGULAR FIT

CL958ML MENS	72	77	82	87	92	97	102	107	112	117	122	127
GARMENT ½ WAIST RELAXED (CM)	34	36.5	39	41.5	44	46.5	49	51.5	54	56.5	59	61.5
GARMENT ½ WAIST STRETCHED (CM)	38	40.5	43	45.5	48	50.5	53	55.5	58	60.5	63	65.5



BLACK



NAVY



CHARCOAL



## COMFORT WAIST CARGO PANT



Cargo style comfort waist pant with extra functionality.

**CL959ML MENS**

**CL954LL WOMENS**

**FABRIC** 64% Polyester, 34% Viscose, 2% Elastane

**FEATURES** Key/swipe card loop • Straight leg with 3/4 roll up option • 2 Front side pockets • 1 Cargo style flap pocket on LHS, multiple patch pockets on RHS • 5cm hem allowance, no inseam allowance • Elastic waist

### REGULAR FIT

CL959ML MENS	72	77	82	87	92	97	102	107	112	117	122	127		
½ WAIST RELAXED (CM)	34	36.5	39	41.5	44	46.5	49	51.5	54	56.5	59	61.5		
½ WAIST STRETCHED (CM)	38	40.5	43	45.5	48	50.5	53	55.5	58	60.5	63	65.5		
CL954LL WOMENS	4	6	8	10	12	14	16	18	20	22	24	26	28	30
½ WAIST RELAXED (CM)	32.2	33.5	36	38.5	41	43.5	46	49.5	52	54.5	57	59.5	62	64.5
½ WAIST STRETCHED (CM)	36.7	38	40.5	43	45.5	48	50.5	54	56.5	59	61.5	64	66.5	69
GARMENT ½ HIP (CM)	45.2	46.5	49	51.5	54	56.5	59	62.5	65	67.5	70	72.5	75	77.5



BLACK



NAVY



CHARCOAL



# COMFORT WAIST CARGO SHORT

Built in comfort stretch waistband for functional roles.



STRETCH



BREATHABLE



LIGHTWEIGHT

CL960MS MENS

CL957LS WOMENS

**FABRIC** 64% Polyester, 34% Viscose, 2% Elastane

**FEATURES** Mens features elastic waist • Straight leg short, no side splits • 2 front side pockets, RHS welt pocket with closure, LHS back welt pocket • 3cm hem allowance, no inseam allowance • 6 belt loops • Key/swipe card loop • Womens features subtle elastic waistband • Side splits • Designed to finish just above knee • 2 Front side pockets, RHS welt pocket • Key/swipe card loop on RHS pocket

REGULAR FIT

CL960MS MENS	72	77	82	87	92	97	102	107	112	117	122	127
GARMENT ½ WAIST RELAXED (CM)	35	37.5	40	42.5	45	47.5	50	52.5	55	57.5	60	62.5
GARMENT ½ WAIST STRETCHED (CM)	39	41.5	44	46.5	49	51.5	54	56.5	59	61.5	64	66.5
CL957LS WOMENS	4	6	8	10	12	14	16	18	20	22	24	26
GARMENT ½ WAIST RELAXED (CM)	32.5	33.5	36	38.5	41	43.5	46	49.5	52	54.5	57	59.5
GARMENT ½ WAIST STRETCHED (CM)	36.5	38	40.5	43	45.5	48	50.5	54	56.5	59	61.5	64
GARMENT ½ HIP (CM)	45.5	46.5	49	51.5	54	56.5	59	62.5	65	67.5	70	72.5



BLACK



NAVY



CHARCOAL



# COMFORT WAIST CARGO SKIRT

Built in comfort stretch waistband for functional roles.



STRETCH



BREATHABLE



LIGHTWEIGHT

## CL956LS WOMENS

**FABRIC** 64% Polyester, 34% Viscose, 2% Elastane

**FEATURES** Subtle elastic waistband • A-line shape  
• Mock back pleat for movement and modesty •  
Designed to finish just above the knee • 2 Front side pockets • RHS welt pocket

### REGULAR FIT

CL956LS WOMENS	4	6	8	10	12	14	16	18	20	22	24	26	28	30
GARMENT ½ WAIST RELAXED (CM)	32.2	33.5	36	38.5	41	43.5	46	49.5	52	54.5	57	59.5	62	64.5
GARMENT ½ WAIST STRETCHED (CM)	34.2	35.5	38	40.5	43	45.5	48	51.5	54	56.5	59	61.5	64	66.5
GARMENT ½ HIP (CM)	44.7	46	48.5	51	53.5	56	58.5	62	64.5	67	69.5	72	74.5	77



BLACK



NAVY



CHARCOAL



# COMFORT WAIST SKORT

Combining breathability and comfort for all functional roles.



STRETCH



BREATHABLE



LIGHTWEIGHT

## CL145LS WOMENS

**FABRIC** 64% Polyester, 34% Viscose, 2% Elastane

**FEATURES** Hidden short • Side fob pocket with loop for swipe card/keys • Back functional pocket • Coil center back zip opening with concealed flap • Two front buttons- style feature only • Designed to finish at the knee • Wide waistband for better fit through waist

### TAILORED FIT

CL145LS WOMENS	4	6	8	10	12	14	16	18	20	22	24	26	28	30
GARMENT ½ WAIST (CM)	32.7	34	36.5	39	41.5	44	46.5	50	52.5	55	57.5	60	62.5	65
GARMENT ½ HIP (CM)	45.2	46.5	48.9	51.3	53.7	56.1	58.5	61.9	64.3	66.7	69.1	71.5	73.9	76.3



BLACK



NAVY





# JANE PANT



STRETCH



BREATHABLE



LIGHTWEIGHT



QUICK DRYING

The perfect pull-on stretch pant in a lightweight fabric that is durable and comfortable. Quick drying and suitable for all climates. Perfect for both functional and office roles.

CL041LL WOMENS FULL      CL040LL WOMENS 3/4

**FABRIC** 88% Polyester, 12% Elastane

**FEATURES** Mid-rise fit • Pull on pant style with mock fly front • Fitted through the leg • Wide basque waistband with elastic trimmed waist edge for a snug fit • Functional pockets, comes tacked down • Utility loop

TAILORED FIT

CL041LL, CL040LL WOMENS	4	6	8	10	12	14	16	18	20	22	24	26	28	30
GARMENT ½ WAIST RELAXED (CM)	32.2	33.5	36	38.5	41	43.5	46	49.5	52	54.5	57	59.5	62	64.5
GARMENT ½ WAIST STRETCHED (CM)	38.2	39.5	42	44.5	47	49.5	52	55.5	58	60.5	63	65.5	68	70.5



BLACK



NAVY



CHARCOAL





## STRETCH DENIM



MADE WITH COTTON



STRETCH



STREETWORK

Super soft, stretch denim in a new slim fit. Combining the style and comfort of your favourite jeans with the functionality of a work pant.

### ZP540 MENS

**FABRIC** 72% Cotton, 23% Polyester, 3% Viscose, 2% Spandex • 340 GSM

**FEATURES** Super soft and stretchy denim fabric • Triple stitched crotch panel for increased durability • New slim fit • Large, covered zip pocket on side of the leg provides discrete functionality • Ruler pocket and twin pen partitions • 2 Back hip pockets • 2 Side hip pockets  
• **Natural shade variance may occur between garments due to stonewash**

#### SLIM FIT

ZP540 MENS	72R	77R	82R	87R	92R	97R	102R	107R	112R	117R	122R
GARMENT ½ WAIST (CM)	36.5	39	41.5	44	46.5	49	51.5	54	56.5	59	61.5



BLACK



BLUE



## OUTDOOR PANT

Our lightest pant, designed for comfort and function in the heat. Stretch fabric adds all-day ease.



STRETCH



LIGHTWEIGHT

### ZP180 MENS

**FABRIC** 90% Nylon, 10% Spandex • 150 GSM

**FEATURES** Super lightweight fabric for comfort in hot conditions • Stretch fabric for freedom of movement • Elasticated waist • Triple stitch crotch panel and double layer knee for durability • 1 Large cargo pocket • 1 Ruler pocket • 1 Multi tool Pocket • 2 Back pockets with reinforcement • 2 Side waist pockets with wide openings

#### REGULAR FIT

ZP180 MENS	72R	77R	82R	87R	92R	97R	102R	107R	112R	117R	122R
½ WAIST STRETCHED (CM)	40.5	43	45.5	48	50.5	53	55.5	58	60.5	63	65.5
½ WAIST RELAXED (CM)	35.5	38	40.5	43	45.5	48	50.5	53	55.5	58	60.5



BLACK



NAVY



CHARCOAL

## OUTDOOR SHORT

Lightweight shorts with stretch fabric for ease of movement and functional pockets for a professional look.



STRETCH



LIGHTWEIGHT

### ZS180 MENS

**FABRIC** 90% Nylon, 10% Spandex • 150 GSM

**FEATURES** Super lightweight fabric for comfort in the hottest conditions • Functional pockets with discrete styling for a professional look • 1 Sunglasses zip pocket with microfibre cloth lining, perfect for cleaning your sunglasses • 1 Large jet pocket with closure • 2 Jet pockets at back hip • 2 Side waist pockets with wide openings

#### REGULAR FIT

ZS180 MENS	72	77	82	87	92	97	102	107	112	117	122	127	132
½ WAIST (CM)	37.5	40	42.5	45	47.5	50	52.5	55	57.5	60	62.5	65	67.5



BLACK



NAVY



CHARCOAL



KHAKI







## TOUGH PANT



STRETCH



STREETWORX

Our toughest pant ever with 200% more tearing strength than traditional 280 GSM cotton drill. Made from a stretch fabric for increased comfort and freedom of movement.

### ZP550 MENS

**FABRIC** 65% Polyester, 33% Cotton, 2% Spandex • 265 GSM

**FEATURES** Stretch fabric for increased comfort • High strength stretch knee reinforcement fabric • 1 Large cargo pocket with rubber opening tab • Multi-tool pocket • Crotch gusset with triple stitch seams • 2 Back hip pockets • 2 Side waist pockets

#### REGULAR FIT

ZP550 MENS	72R	77R	82R	87R	92R	97R	102R	107R	112R	117R	122R	127R	132R
GARMENT ½ WAIST (CM)	37	39.5	42	44.5	47	49.5	52	54.5	57	59.5	62	64.5	67



BLACK




NAVY



CHARCOAL



KHAKI



## TOUGH SHORT



STRETCH



STREETWORX

Our toughest short ever with 200% more tearing strength than traditional 280 GSM cotton drill. Made from a stretch fabric for increased comfort and freedom of movement.

### ZS550 MENS

**FABRIC** 65% Polyester, 33% Cotton, 2% Spandex • 265 GSM

**FEATURES** Stretch fabric for increased comfort • High strength stretch knee reinforcement fabric • 1 Large cargo pocket with rubber opening tab • Multi-tool pocket • Crotch gusset with triple stitch seams • 2 Back hip pockets • 2 Side waist pockets

#### REGULAR FIT

ZS550 MENS	72R	77R	82R	87R	92R	97R	102R	107R	112R	117R	122R	127R	132R
GARMENT ½ WAIST (CM)	37	39.5	42	44.5	47	49.5	52	54.5	57	59.5	62	64.5	67



BLACK



NAVY




CHARCOAL



KHAKI





## ESSENTIAL CARGO PANT



MADE WITH  
COTTON



STRETCH



STREETWORK

Essential basic cargo pant in stretch cotton fabric for freedom of movement and comfort.

**ZP230 MENS**

**ZP730 WOMENS**

**FABRIC** 98% Cotton, 2% Elastane • 280 GSM

**FEATURES** Stretch cotton fabric for freedom of movement and comfort • New slim fit • Triple stitched seams for durability • Oversized cargo pocket • Mobile phone pocket with flap closure • Ruler pocket and pen partition • 2 Back hip pockets • 2 Side waist pockets

### SLIM FIT

ZP230 MENS	72R	77R	82R	87R	92R	97R	102R	107R	112R	117R	122R	127R	132R
GARMENT ½ WAIST (CM)	36.5	39	41.5	44	46.5	49	51.5	54	56.5	59	61.5	64	66.5
ZP730 WOMENS	4	6	8	10	12	14	16	18	20	22	24		
GARMENT ½ WAIST (CM)	32	34.5	37	39.5	42	44.5	47	49.5	52	54.5	57		
GARMENT ½ HIP (CM)	99	100	101	102	103	104	105	106	107	108	109		



BLACK




NAVY



CHARCOAL



KHAKI



NEW

## ESSENTIAL CARGO SHORT



MADE WITH  
COTTON



STRETCH



STREETWORX

Essential basic cargo short in stretch cotton fabric for freedom of movement and comfort.

**ZS235 MENS**

**ZS735 WOMENS**

**FABRIC** 98% Cotton, 2% Elastane • 280 GSM

**FEATURES** Stretch cotton fabric provides increased freedom of movement and comfort • Internal stretch waist band for added comfort • New slim fit with a length that sits above the knee • Triple stitched seams for increased durability at key stress points • Large angled cargo pocket on the leg provides comfortable storage • Mobile phone pocket with flap closure • Ruler pocket and pen partition • Two back hip pockets • Two side waist pockets with wide openings

### REGULAR FIT

ZS235 MENS	72R	77R	82R	87R	92R	97R	102R	107R	112R	117R	122R	127R	132R
GARMENT ½ WAIST (CM)	36.5	39	41.5	44	46.5	49	51.5	54	56.5	59	61.5	64	66.5
ZS735 WOMENS	4	6	8	10	12	14	16	18	20	22	24		
GARMENT ½ WAIST (CM)	32	34.5	37	39.5	42	44.5	47	50.5	53	55.5	58		
GARMENT ½ HIP (CM)	44	46.5	49	51.5	54	56.5	59	62.5	65	67.5	70		



BLACK



NAVY



KHAKI





## HERITAGE PANT



MADE WITH COTTON



STRETCH



STREETWORX

Made from cotton stretch canvas with a heritage look, this pant is perfect for work or casual wear.

**ZP420** MENS CUFFED

**ZP820** MENS NON-CUFFED

**FABRIC** 98% Cotton, 2% Spandex • 280 GSM

**FEATURES** Canvas weave to withstand tough work conditions • Double layer knee and triple stitched crotch panel for durability • Light garment wash for worn look • 2 Large Cargo pockets with side bellows • Mobile phone pocket • 2 Side and back hip pockets • Cuffed pant features cuffed hem and elasticated waist for extra comfort

### REGULAR FIT / SLIM FIT

ZP420 MENS	72R	77R	82R	87R	92R	97R	102R	107R	112R	117R	122R		
½ WAIST STRETCHED (CM)	42.5	45	47.5	50	52.5	55	57.5	60	62.5	65	67.5		
½ WAIST RETLAXED(CM)	31.5	34	36.5	39	41.5	44	46.5	49	51.5	54	56.5		
ZP820 MENS	72R	77R	82R	87R	92R	97R	102R	107R	112R	117R	122R	127R	132R
GARMENT ½ WAIST (CM)	36.5	39	41.5	44	46.5	49	51.5	54	56.5	59	61.5	64	66.5



BLACK



NAVY



CHARCOAL



STONE



## HERITAGE SHORT



MADE WITH COTTON



STRETCH



STREETWORK

Light garment wash gives worn in heritage look and cotton stretch moves with you as you work.

### ZS822 MENS

**FABRIC** 98% Cotton, 2% Spandex • 280 GSM

**FEATURES** Cotton stretch for comfort • Canvas weave to withstand the toughest work conditions  
• Light garment wash gives worn in heritage look • 2 Large cargo pockets with side bellows for increased storage • 2 Back hip and side hip pockets

#### REGULAR FIT

ZS822 MENS	72R	77R	82R	87R	92R	97R	102R	107R	112R	117R	122R	127R	132R
GARMENT ½ WAIST (CM)	36.5	39	41.5	44	46.5	49	51.5	54	56.5	59	61.5	64	66.5



BLACK



NAVY



CHARCOAL



STONE



## CURVED CARGO PANT

Stretch cotton offers comfort and mobility.  
Modern straight fit with 3D curved leg panels.



MADE WITH COTTON



STRETCH



STREETWORX

### ZP360 MENS

**FABRIC** 98% Cotton, 2% Spandex • 260 GSM

**FEATURES** Soft stretch cotton • Curved leg panels to give 3D shape • Lightweight fabric to keep you cool  
• Double layer knee fabric • 2 Back hip pockets • 2 Side waist pockets with wide openings • Large centre back belt loop

#### REGULAR FIT

ZP360 MENS	72R	77R	82R	87R	92R	97R	102R	107R	112R	117R	122R	127R	132R
½ WAIST (CM)	36.5	39	41.5	44	46.5	49	51.5	54	56.5	59	61.5	64	66.5



BLACK



NAVY



CHARCOAL



KHAKI



## CURVED CARGO SHORT

Stretch cotton offers comfort and mobility.  
Modern straight fit with 3D curved leg panels.



MADE WITH COTTON



STRETCH



STREETWORX

### ZS360 MENS

**FABRIC** 98% Cotton, 2% Spandex • 260 GSM

**FEATURES** Soft stretch cotton • Curved leg panels to give 3D shape • Lightweight fabric to keep you cool  
• 2 Large cargo pockets, multi-tool pockets and back hip pockets • 2 Side waist pockets with wide openings  
• Large centre back belt loop

#### REGULAR FIT

ZS360 MENS	72R	77R	82R	87R	92R	97R	102R	107R	112R	117R	122R	127R	132R
½ WAIST (CM)	36.5	39	41.5	44	46.5	49	51.5	54	56.5	59	61.5	64	66.5



BLACK



NAVY



CHARCOAL



KHAKI





## COMFORT PANT

Hidden French terry lining gives the comfort of a track pant.



MADE WITH COTTON



STRETCH



STREETWORX

### ZP444 MENS

**FABRIC** 67% Cotton, 31% Polyester, 2% Spandex  
• 280 GSM

**FEATURES** Hidden French terry lining gives the comfort of your favourite track pant with the durability needed for work • Stretch fabric and waistband • Double layer knee • Diamond shaped crotch panel for increased durability • 1 Large cargo pocket • 2 Back hip pockets • 2 Side waist pockets with wide openings

#### REGULAR FIT

ZP444 MENS	72R	77R	82R	87R	92R	97R	102R	107R	112R	117R	122R	127R	132R
GARMENT ½ WAIST (CM)	36.5	39	41.5	44	46.5	49	51.5	54	56.5	59	61.5	64	66.5



BLACK



NAVY



CHARCOAL



KHAKI

## COMFORT SHORT

A lightweight soft cotton fabric provides cool comfort.



MADE WITH COTTON



STRETCH



STREETWORX

### ZS445 MENS

**FABRIC** 67% Cotton, 31% Polyester, 2% Spandex  
• 280 GSM

**FEATURES** Hidden French terry lining gives the comfort of your favourite track pant with the durability needed for work • Stretch fabric and waistband • Diamond shaped crotch panel for increased durability • 1 Large cargo pocket • 2 Back hip pockets • 2 Side waist pockets with wide openings

#### REGULAR FIT

ZS445 MENS	72R	77R	82R	87R	92R	97R	102R	107R	112R	117R	122R	127R	132R
GARMENT ½ WAIST (CM)	36.5	39	41.5	44	46.5	49	51.5	54	56.5	59	61.5	64	66.5



BLACK



NAVY



CHARCOAL



KHAKI





## SUMMER CARGO PANT

A lightweight soft cotton fabric provides cool comfort.



MADE WITH COTTON



LIGHTWEIGHT

**ZP145R** MENS REGULAR

**ZP145S** MENS STOUT

**FABRIC** 100% Cotton • 200 GSM

**FEATURES** Lightweight soft fabric • Triple stitched crotch panel • 1 Large cargo pocket with box pleat • 2 Back hip pockets • 2 Side waist pockets • Contrast inside waistband

### EASY FIT

**ZP145R MENS REGULAR** 72R 77R 82R 87R 92R 97R 102R 107R 112R 117R 122R 127R 132R

GARMENT ½ WAIST (CM) 37.5 40 42.5 45 47.5 50 52.5 55 57.5 60 62.5 65 67.5

**ZP145S MENS STOUT** 87S 92S 97S 102S 107S 112S 117S 122S 127S 132S

GARMENT ½ WAIST (CM) 45 47.5 50 52.5 55 57.5 60 62.5 65 67.5



BLACK



NAVY



CHARCOAL  
(REG ONLY)



KHAKI  
(REG ONLY)



## SUMMER CARGO SHORT

A lightweight soft cotton fabric provides cool comfort.



MADE WITH COTTON



LIGHTWEIGHT

**ZS146** MENS

**FABRIC** 100% Cotton • 200 GSM

**FEATURES** Lightweight soft fabric • Triple stitched crotch panel • 1 Large cargo pocket with box pleat • Two back hip pockets with stitch pattern design • 2 Side waist pockets • Contrast inside waistband

### EASY FIT

**ZS146 MENS** 72R 77R 82R 87R 92R 97R 102R 107R 112R 117R 122R 127R 132R

GARMENT ½ WAIST (CM) 37.5 40 42.5 45 47.5 50 52.5 55 57.5 60 62.5 65 67.5



BLACK



NAVY



CHARCOAL



KHAKI



## STRETCH PANT

Slim fit cotton stretch pant that moves with you as you work. Modern detailing with unique pleating and contrast panelling.



MADE WITH COTTON



STRETCH



STREETWORX

**ZP340 MENS CUFFED**    **ZP320 MENS NON-CUFFED**

**FABRIC** 97% Cotton, 3% Spandex • 260 GSM  
• Panel: 94% Polyester, 6% Spandex

**FEATURES** Contrast 4-way stretch panel at back of knee and in crotch • Stretch pleating front at pockets and above knee for added stretch • 2 Large pockets with black bonded zips and Syzmik rubber zipper heads • 2 Back hip pockets • 2 Side waist pockets • Reflective print on waistband • Cuffed pant features cuffed hem

### TAILORED FIT

ZP340, ZP320 MENS	72R	77R	82R	87R	92R	97R	102R	107R	112R	117R	122R	127R	132R
½ WAIST (CM)	36.5	39	41.5	44	46.5	49	51.5	54	56.5	59	61.5	64	66.5



BLACK



NAVY



CHARCOAL



KHAKI

## STRETCH SHORT

Unique stretch pleating and panels for increased movement.



MADE WITH COTTON



STRETCH



STREETWORX

**ZS340 MENS**

**FABRIC** 97% Cotton, 3% Spandex • 260 GSM  
• Panel: 94% Polyester, 6% Spandex

**FEATURES** Contrast 4-way stretch panel in crotch • Unique stretch pleating front at pockets and above knee for added stretch • 2 Large pockets with black bonded zips and Syzmik rubber zipper heads • 2 Back hip pockets • 2 Side waist pockets • Reflective print on waistband

### TAILORED FIT

ZS340 MENS	72R	77R	82R	87R	92R	97R	102R	107R	112R	117R	122R	127R
GARMENT ½ WAIST (CM)	37	39.5	42	44.5	47	49.5	52	54.5	57	59.5	62	64.5



BLACK



NAVY



CHARCOAL



KHAKI





## RUGGED COOLING PANT



MADE WITH  
COTTON



STRETCH



RUGGED  
COOLING

Rugged Cooling ripstop allows for a lightweight pant without compromising on durability. Stretch fabric provides unrestricted movement while at work.

### ZP604 MENS

**FABRIC** 98% Cotton, 2% Elastane Square Weave Cotton Ripstop • 240 GSM

**FEATURES** Ripstop construction allows for a lightweight fabric without compromising on durability • Stretch fabric for unrestricted movement while at work • Modern straight fit • Double layer knee • Triple stitched crotch panel • 1 Side welt pocket • 1 Cargo pocket with inverted box pleat for increased storage • Multi-tool pocket with internal stretch webbing to store three tools • Mobile phone, ruler and pen pockets • 2 Back hip pockets • 2 Side waist pockets with wide opening

#### SLIM FIT

ZP604 MENS	72R	77R	82R	87R	92R	97R	102R	107R	112R	117R	122R	127R	132R
GARMENT ½ WAIST (CM)	36.5	39	41.5	44	46.5	49	51.5	54	56.5	59	61.5	64	66.5



BLACK



NAVY



CHARCOAL



KHAKI





## RUGGED COOLING SHORT

A Rugged Cooling ripstop construction short.



MADE WITH COTTON



STRETCH



RUGGED COOLING

### ZS605 MENS

**FABRIC** 98% Cotton, 2% Elastane Square Weave Cotton Ripstop • 240 GSM

**FEATURES** Ripstop construction allows for lightweight and durability • Stretch fabric for unrestricted movement • Modern straight fit • Crotch panel is triple stitched • Large cargo pocket with inverted box pleat for increased storage • Multi-tool pocket • Mobile phone, ruler and pen pockets • 2 Back hip pockets • 2 Side waist pockets

#### REGULAR FIT

ZS605 MENS	72R	77R	82R	87R	92R	97R	102R	107R	112R	117R	122R	127R	132R
½ WAIST (CM)	36.5	39	41.5	44	46.5	49	51.5	54	56.5	59	61.5	64	66.5



BLACK



NAVY



CHARCOAL



KHAKI



## RUGGED COOLING SHORT SHORT



Extremely breathable square weave cotton to keep you cool.

### ZS607 MENS

**FABRIC** 98% Cotton, 2% Elastane Square Weave Cotton Ripstop • 240 GSM

**FEATURES** Short length • Ripstop construction allows for lightweight and durability • Stretch fabric for unrestricted movement • Elasticated waist for comfort • Contrast trim on back pockets and pocket flap • Crotch panel is triple stitched • Mobile phone, ruler and pen pockets • 2 Back hip pockets • 2 Side waist pockets

#### REGULAR FIT

ZS607 MENS	72R	77R	82R	87R	92R	97R	102R	107R	112R	117R	122R
½ WAIST STRETCHED (CM)	42.5	45	47.5	50	52.5	55	57.5	60	62.5	65	67.5
½ WAIST RELAXED (CM)	31.5	34	36.5	39	41.5	44	46.5	49	51.5	54	56.5



BLACK



NAVY



KHAKI





## STANDARD BELT

**BB248M MENS**

**FABRIC** PU Design Belt

**FEATURES** Standard length

- Black semi patent finish



BLACK

### CUT TO FIT

BB248M MENS	97	127
CUT TO FIT SIZES	72-97	102-127
BELT LENGTH (CM)	101	141



## CORPORATE BELT

**BB10919 MENS**

**FABRIC** PU Design Belt - cut to size

**FEATURES** Reversible silver satin finish buckle - belt can be worn black or brown side up • Detachable buckle allows belt to be cut



BLACK/  
BROWN

### CUT TO FIT

BB10919 MENS	97	127
CUT TO FIT SIZES	72-97	102-127
BELT LENGTH (CM)	116	146



## SEMI-PATENT BELT

**BB10920 WOMENS**

**FABRIC** PU Design Belt

**FEATURES** Standard length

- Black semi patent finish



BLACK

### STANDARD LENGTH

BB10920 WOMENS	8	12	16
TO FIT SIZES	6-8	10-12	14-16
BELT LENGTH (CM)	90.5	100.5	110.5
	20	24	28
TO FIT SIZES	18-20	22-24	26-28
BELT LENGTH (CM)	122.5	132.5	142.5



## SLIMLINE BELT

**BB10929 WOMENS**

**FABRIC** PU Design Belt

**FEATURES** Standard length

- Black leather look finish



BLACK

### STANDARD LENGTH

BB10929 WOMENS	8	12	16
TO FIT SIZES	6-8	10-12	14-16
BELT LENGTH (CM)	88.5	98.5	108.5
	20	24	28
TO FIT SIZES	18-20	22-24	26-28
BELT LENGTH (CM)	118.5	128.5	138.5



## LEATHER BELT

RA572M MENS

**FABRIC** Grained leather

- Silver metal buckle fastening
- Detachable buckle allows belt to be cut to perfect length.



BLACK



FULL GRAIN LEATHER

NEW

CUT TO FIT

RA572M MENS	97	127
CUT TO FIT SIZES	72-97	102-127
BELT LENGTH (CM)	100	120

STOCK AVAILABLE MID-2025



## LEATHER BELT

99300 MENS

**FABRIC** Leather centre, PU outer with metal buckle thats reversible.

- Detachable buckle allows belt to be cut to perfect length.



BLACK/  
BROWN



LEATHER

CUT TO FIT

99300 MENS	97	127
CUT TO FIT SIZES	72-97	102-127
BELT LENGTH (CM)	116	146



## LEATHER BELT

RA972L WOMENS

**FABRIC** Leather with metal buckle



BLACK



LEATHER

STANDARD LENGTH

RA972L WOMENS	S	M	L
BELT LENGTH (CM)	67	77	87
	XL	2XL	3XL
BELT LENGTH (CM)	97	107	117



## CASUAL BELT

RA268U UNISEX

**FABRIC** Braided stretch belt, with leather trim and metal hardware



BLACK



NAVY

STANDARD LENGTH

RA268U UNISEX	S	L	2XL	4XL
TO FIT SIZES	XS-S	M-L	XL-2XL	3XL-4XL
BELT LENGTH (CM)	99	109	119	129



bizcare

## HIJAB

CH248L WOMENS

**FABRIC** 100% Polyester Georgette • 125 GSM



BLACK



NAVY

ONE SIZE

CH248L WOMENS	ONE SIZE
LENGTH X WIDTH (CM)	172 x 63